

MISSISSIPPI DELTA COMMUNITY COLLEGE



STUDENT EXIT SURVEY

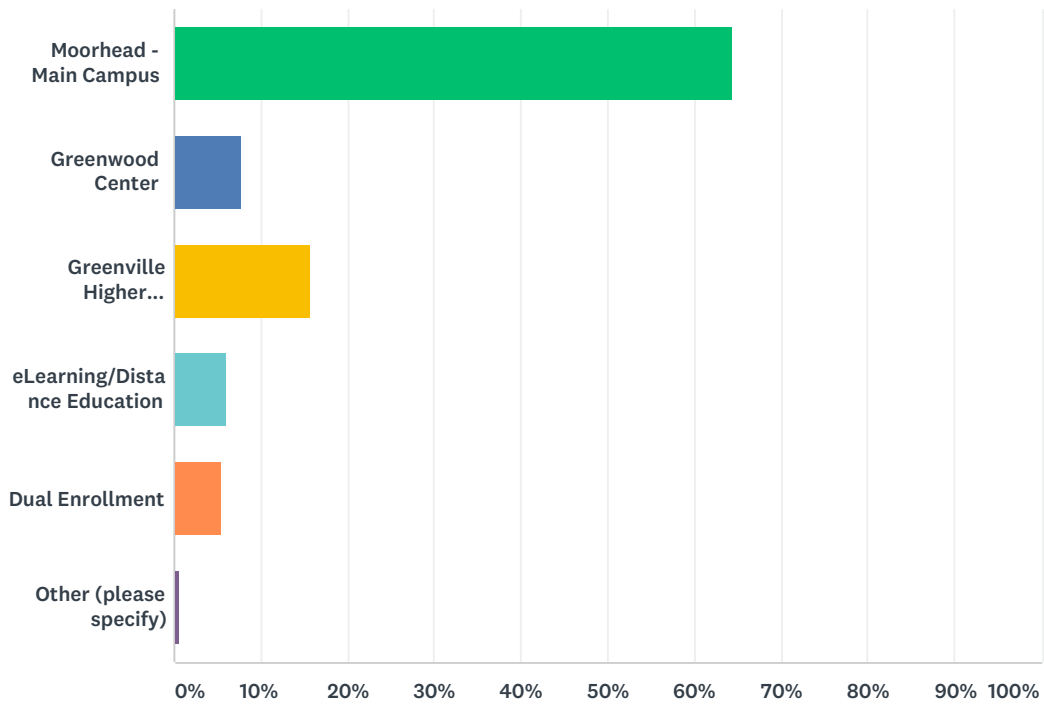
2018 REPORT

DR. LARRY NABORS, PRESIDENT

OFFICE OF INSTITUTIONAL EFFECTIVENESS
662-246-6256/rlamb@msdelta.edu

Q1 Where have you taken the majority of your courses since you have been enrolled at MDCC?

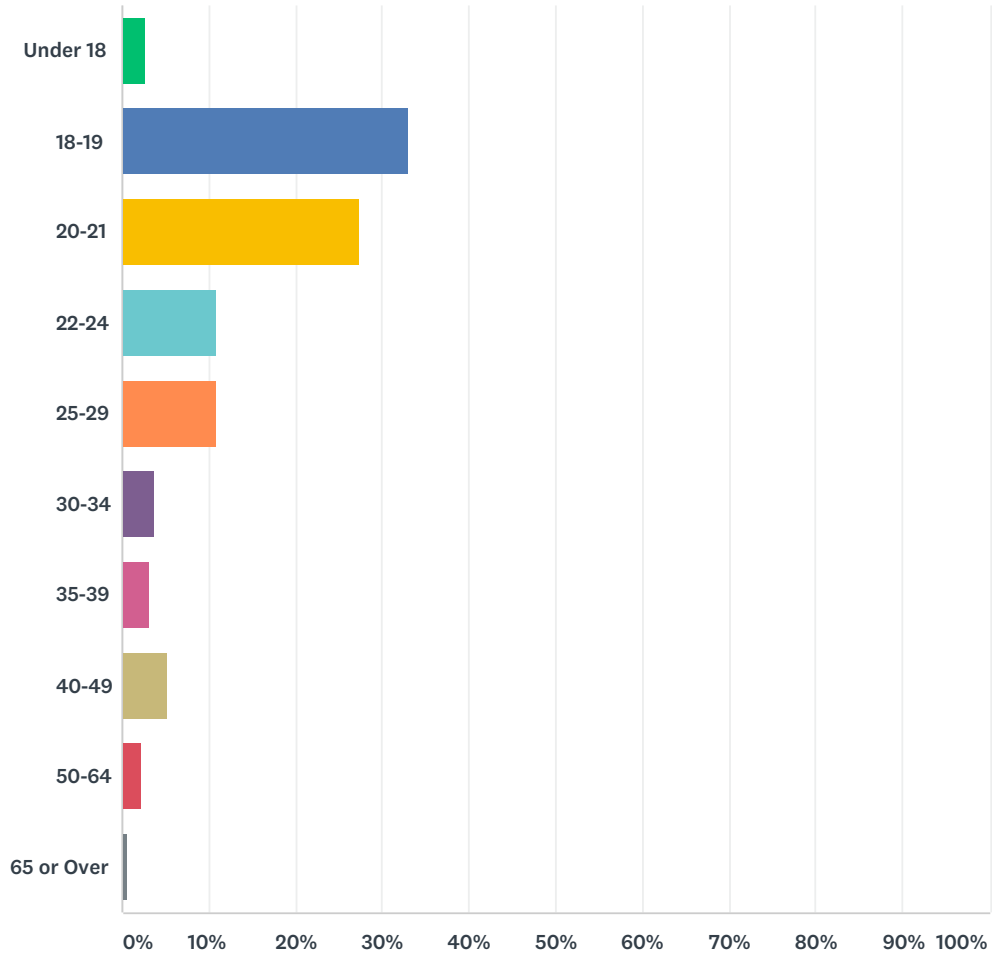
Answered: 435 Skipped: 4



ANSWER CHOICES	RESPONSES	
Moorhead - Main Campus	64.37%	280
Greenwood Center	7.82%	34
Greenville Higher Education Center	15.63%	68
eLearning/Distance Education	5.98%	26
Dual Enrollment	5.52%	24
Other (please specify)	0.69%	3
TOTAL		435

Q2 What is your age?

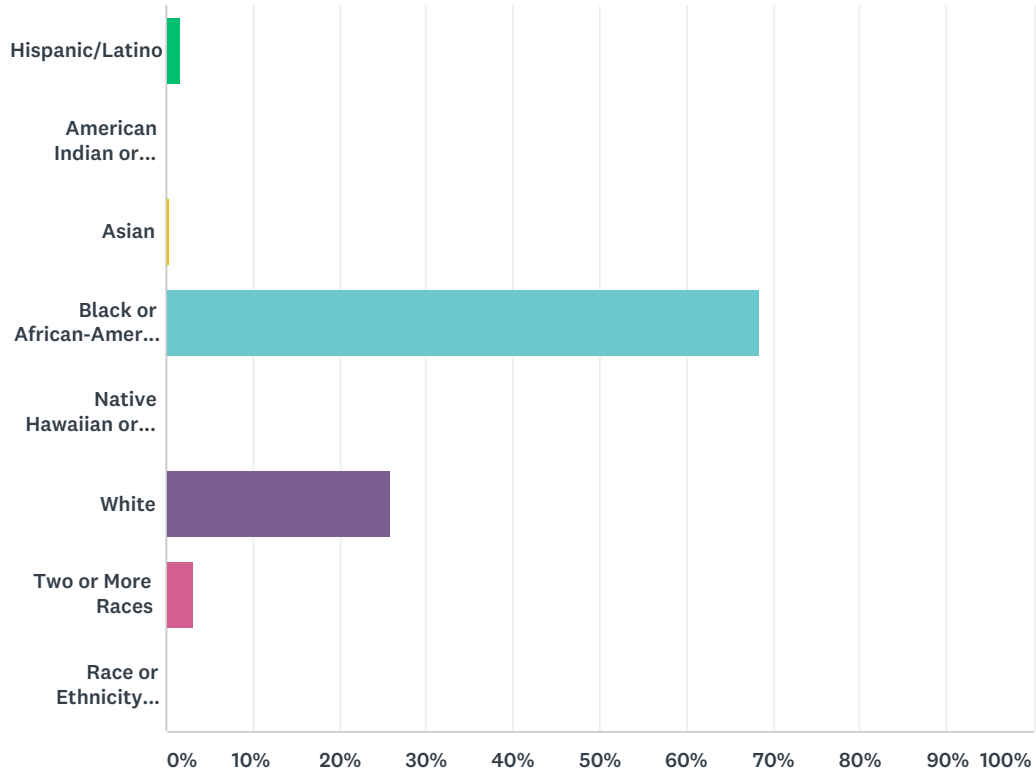
Answered: 435 Skipped: 4



ANSWER CHOICES	RESPONSES	
Under 18	2.76%	12
18-19	33.10%	144
20-21	27.36%	119
22-24	10.80%	47
25-29	10.80%	47
30-34	3.68%	16
35-39	3.22%	14
40-49	5.29%	23
50-64	2.30%	10
65 or Over	0.69%	3
TOTAL		435

Q3 What is your race?

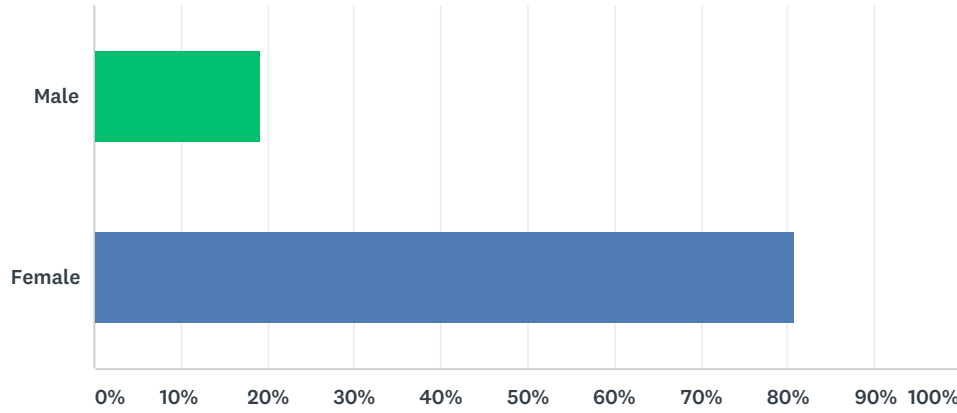
Answered: 436 Skipped: 3



ANSWER CHOICES	RESPONSES	
Hispanic/Latino	1.61%	7
American Indian or Alaska Native	0.23%	1
Asian	0.46%	2
Black or African-American	68.35%	298
Native Hawaiian or Other Pacific Islander	0.00%	0
White	25.92%	113
Two or More Races	3.21%	14
Race or Ethnicity Unknown	0.23%	1
TOTAL		436

Q4 What is your gender?

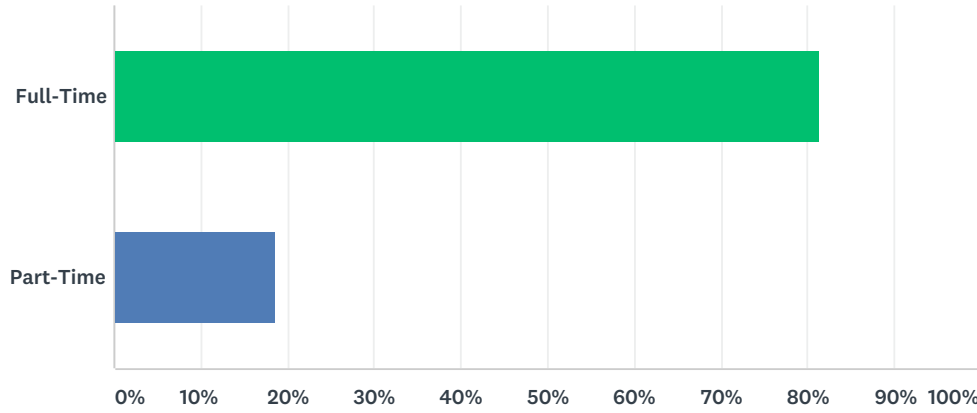
Answered: 436 Skipped: 3



ANSWER CHOICES	RESPONSES	
Male	19.27%	84
Female	80.73%	352
TOTAL		436

Q5 What is your enrollment status this semester?

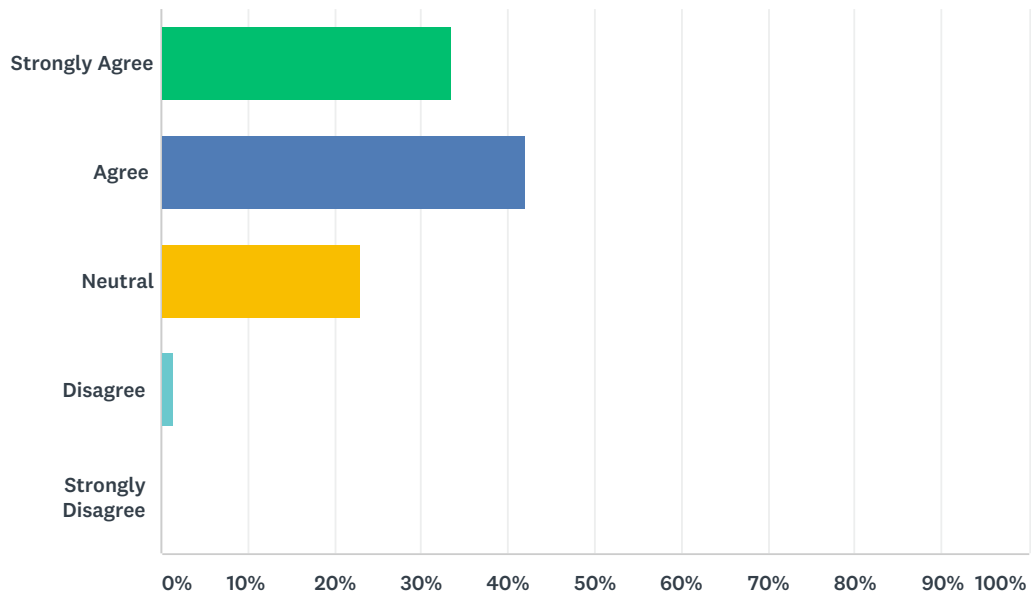
Answered: 436 Skipped: 3



ANSWER CHOICES	RESPONSES	
Full-Time	81.42%	355
Part-Time	18.58%	81
TOTAL		436

Q6 My reading comprehension skills have improved since completing courses at Mississippi Delta Community College:

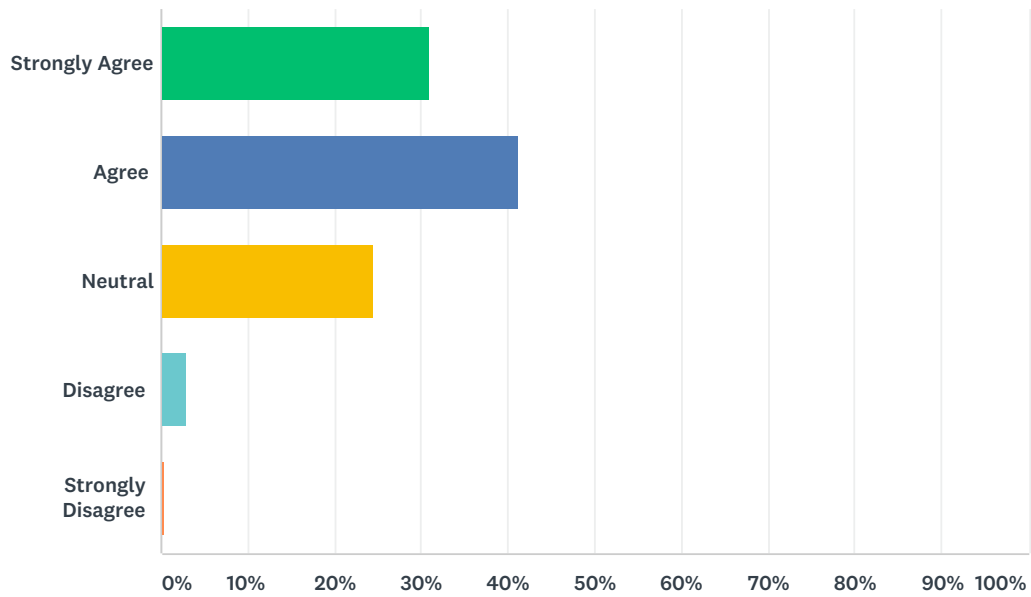
Answered: 436 Skipped: 3



ANSWER CHOICES	RESPONSES	
Strongly Agree	33.49%	146
Agree	41.97%	183
Neutral	22.94%	100
Disagree	1.38%	6
Strongly Disagree	0.23%	1
TOTAL		436

Q7 My technology skills have improved since completing courses at Mississippi Delta Community College:

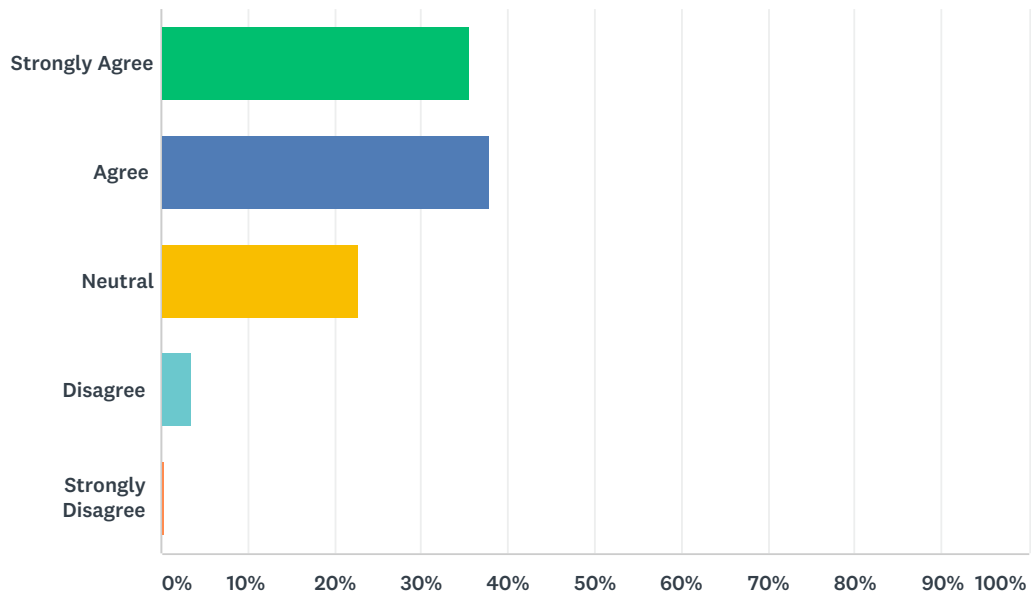
Answered: 437 Skipped: 2



ANSWER CHOICES	RESPONSES	
Strongly Agree	30.89%	135
Agree	41.19%	180
Neutral	24.49%	107
Disagree	2.97%	13
Strongly Disagree	0.46%	2
TOTAL		437

Q8 My oral communication skills have improved since completing courses at Mississippi Delta Community College:

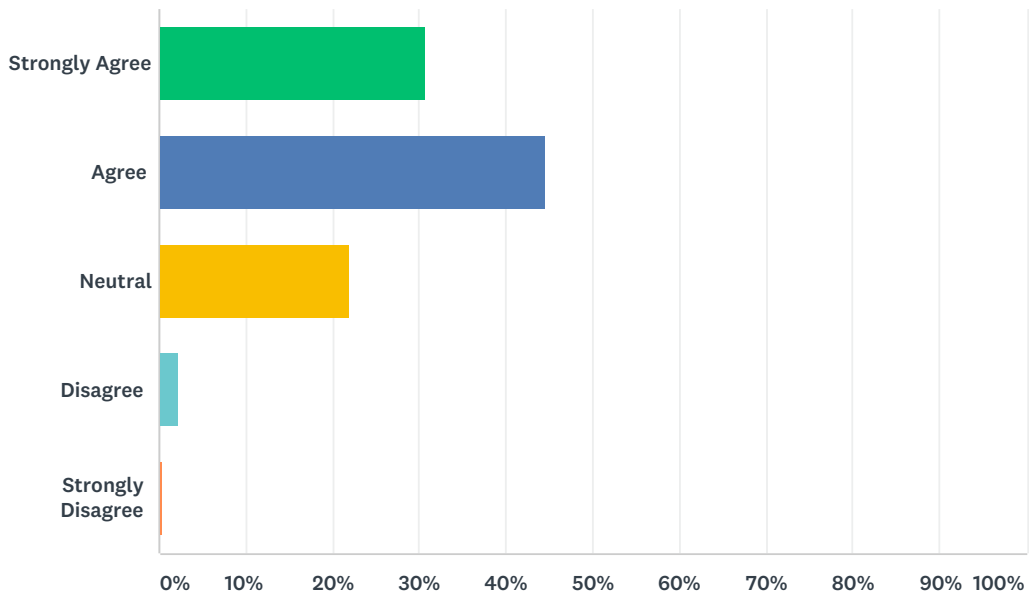
Answered: 434 Skipped: 5



ANSWER CHOICES	RESPONSES	
Strongly Agree	35.48%	154
Agree	37.79%	164
Neutral	22.81%	99
Disagree	3.46%	15
Strongly Disagree	0.46%	2
TOTAL		434

Q9 My written communication skills have improved since completing courses at Mississippi Delta Community College:

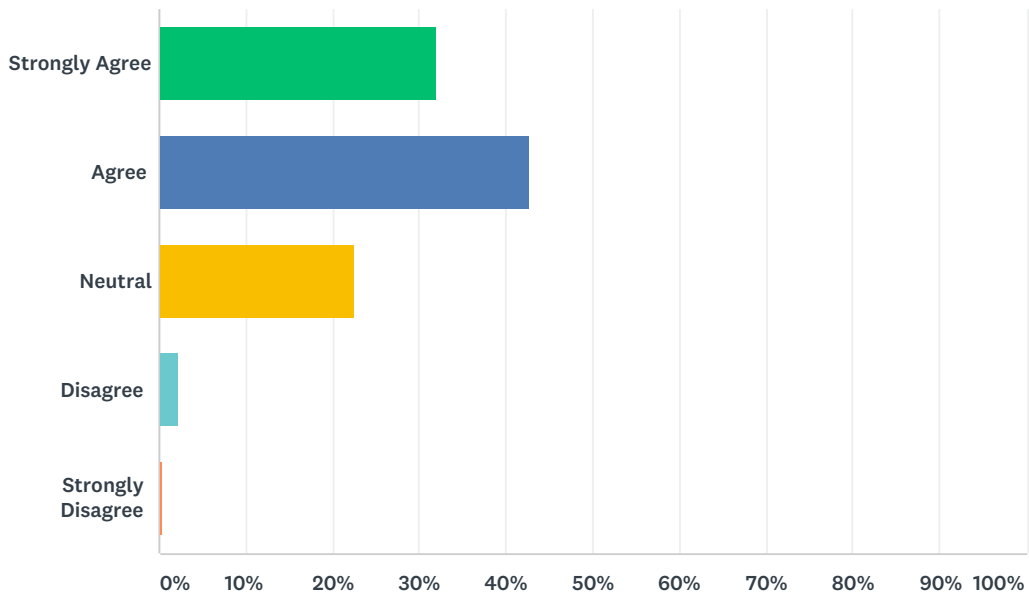
Answered: 433 Skipped: 6



ANSWER CHOICES	RESPONSES	
Strongly Agree	30.72%	133
Agree	44.57%	193
Neutral	21.94%	95
Disagree	2.31%	10
Strongly Disagree	0.46%	2
TOTAL		433

Q10 My problem solving skills have improved since completing courses at Mississippi Delta Community College:

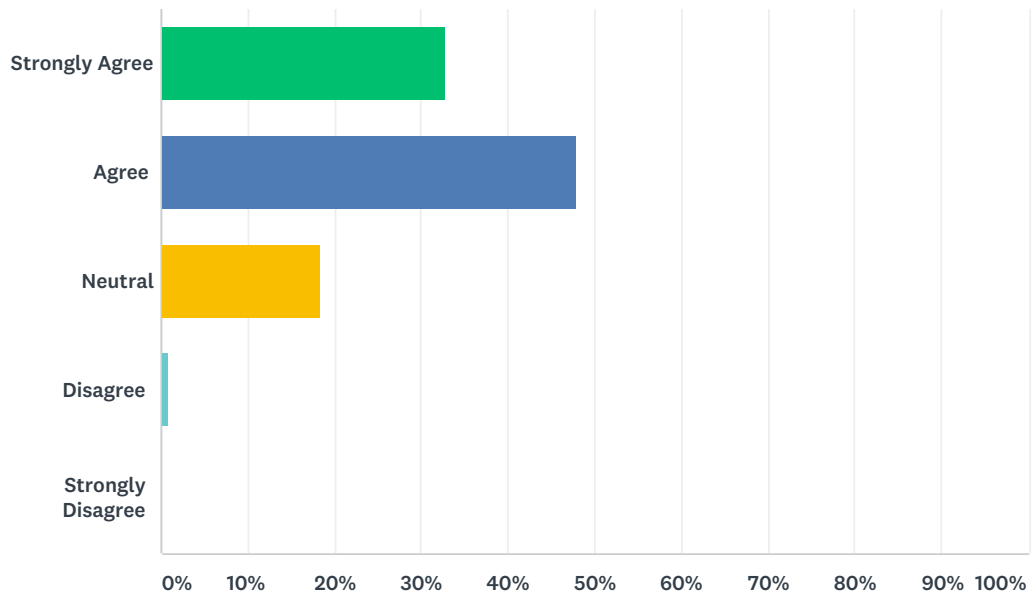
Answered: 432 Skipped: 7



ANSWER CHOICES	RESPONSES	
Strongly Agree	31.94%	138
Agree	42.59%	184
Neutral	22.69%	98
Disagree	2.31%	10
Strongly Disagree	0.46%	2
TOTAL		432

Q11 My critical thinking skills have improved since completing courses at Mississippi Delta Community College:

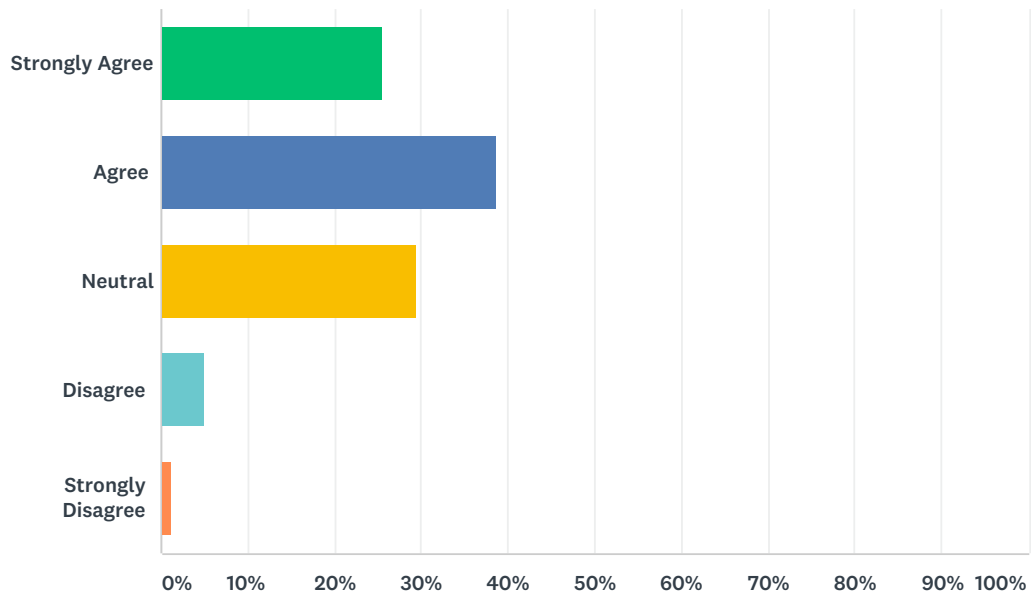
Answered: 433 Skipped: 6



ANSWER CHOICES	RESPONSES	
Strongly Agree	32.79%	142
Agree	47.81%	207
Neutral	18.48%	80
Disagree	0.92%	4
Strongly Disagree	0.00%	0
TOTAL		433

Q12 My historical and cultural awareness skills have improved since completing courses at Mississippi Delta Community College:

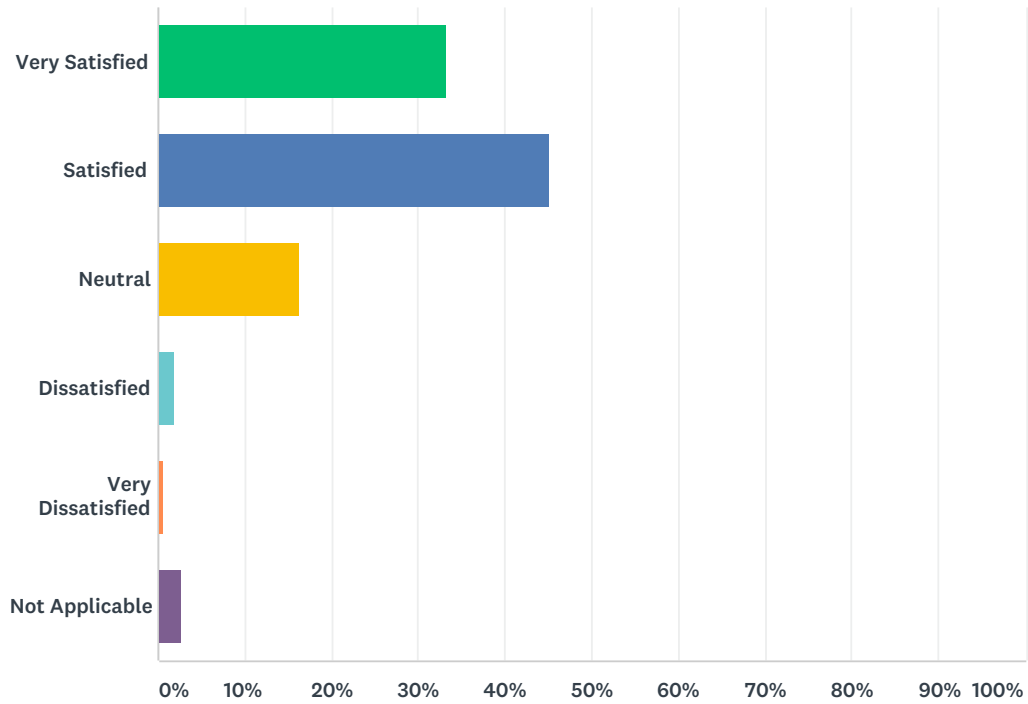
Answered: 434 Skipped: 5



ANSWER CHOICES	RESPONSES	
Strongly Agree	25.58%	111
Agree	38.71%	168
Neutral	29.49%	128
Disagree	5.07%	22
Strongly Disagree	1.15%	5
TOTAL		434

Q13 Satisfaction Level: Academic Advising/Course Planning Services

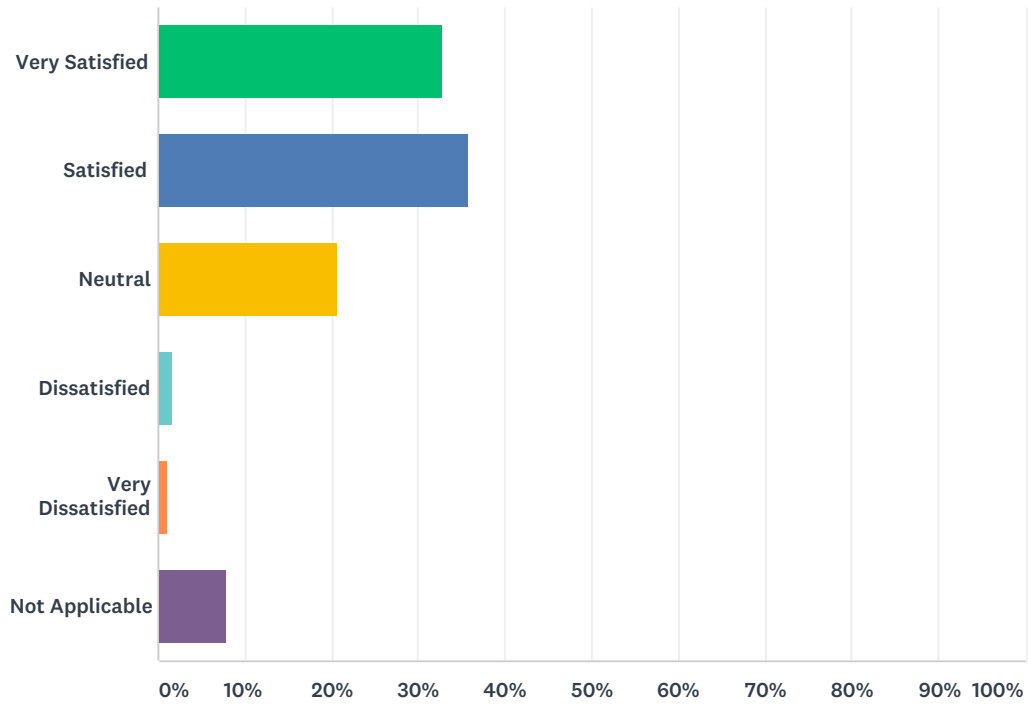
Answered: 436 Skipped: 3



ANSWER CHOICES	RESPONSES	
Very Satisfied	33.26%	145
Satisfied	45.18%	197
Neutral	16.28%	71
Dissatisfied	1.83%	8
Very Dissatisfied	0.69%	3
Not Applicable	2.75%	12
TOTAL		436

Q14 Satisfaction Level: Counseling Services

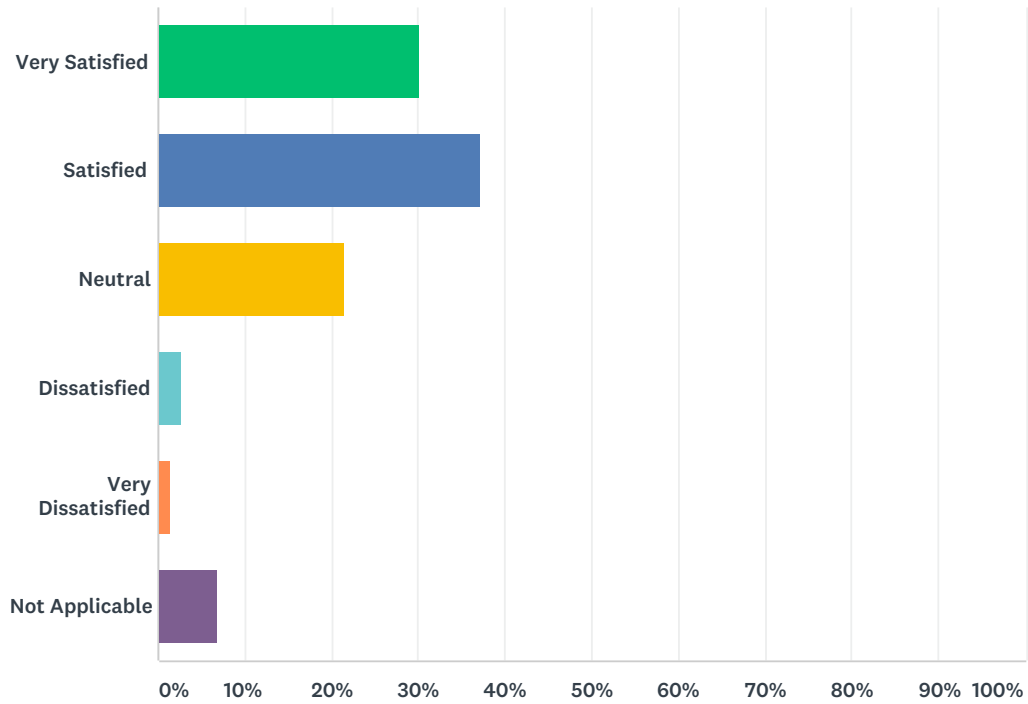
Answered: 436 Skipped: 3



ANSWER CHOICES	RESPONSES	
Very Satisfied	32.80%	143
Satisfied	35.78%	156
Neutral	20.64%	90
Dissatisfied	1.61%	7
Very Dissatisfied	1.15%	5
Not Applicable	8.03%	35
TOTAL		436

Q15 Satisfaction Level: Career Guidance

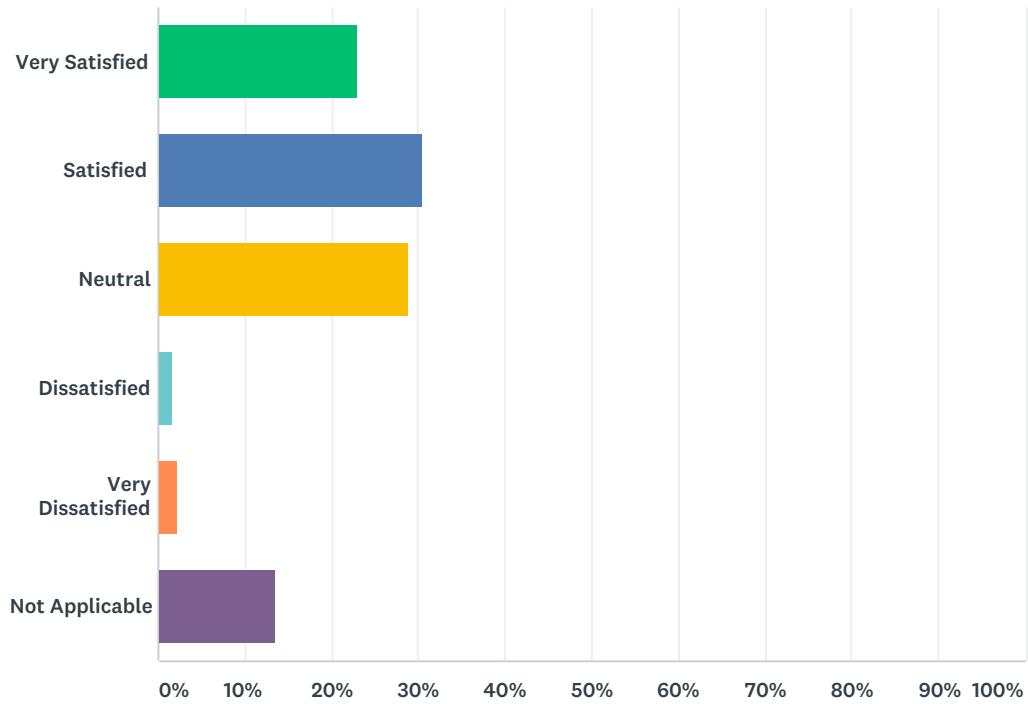
Answered: 437 Skipped: 2



ANSWER CHOICES	RESPONSES	
Very Satisfied	30.21%	132
Satisfied	37.30%	163
Neutral	21.51%	94
Dissatisfied	2.75%	12
Very Dissatisfied	1.37%	6
Not Applicable	6.86%	30
TOTAL		437

Q16 Satisfaction Level: Recreational and Intramural Programs

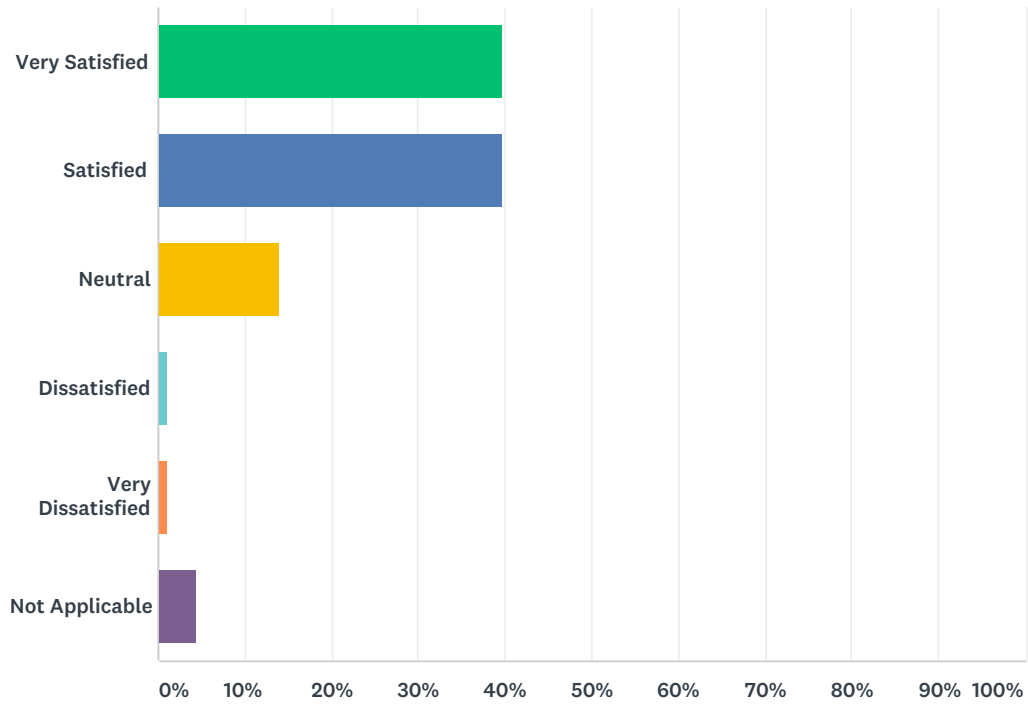
Answered: 434 Skipped: 5



ANSWER CHOICES	RESPONSES	
Very Satisfied	23.04%	100
Satisfied	30.65%	133
Neutral	28.80%	125
Dissatisfied	1.61%	7
Very Dissatisfied	2.30%	10
Not Applicable	13.59%	59
TOTAL		434

Q17 Satisfaction Level: Library/Learning Resources and Services

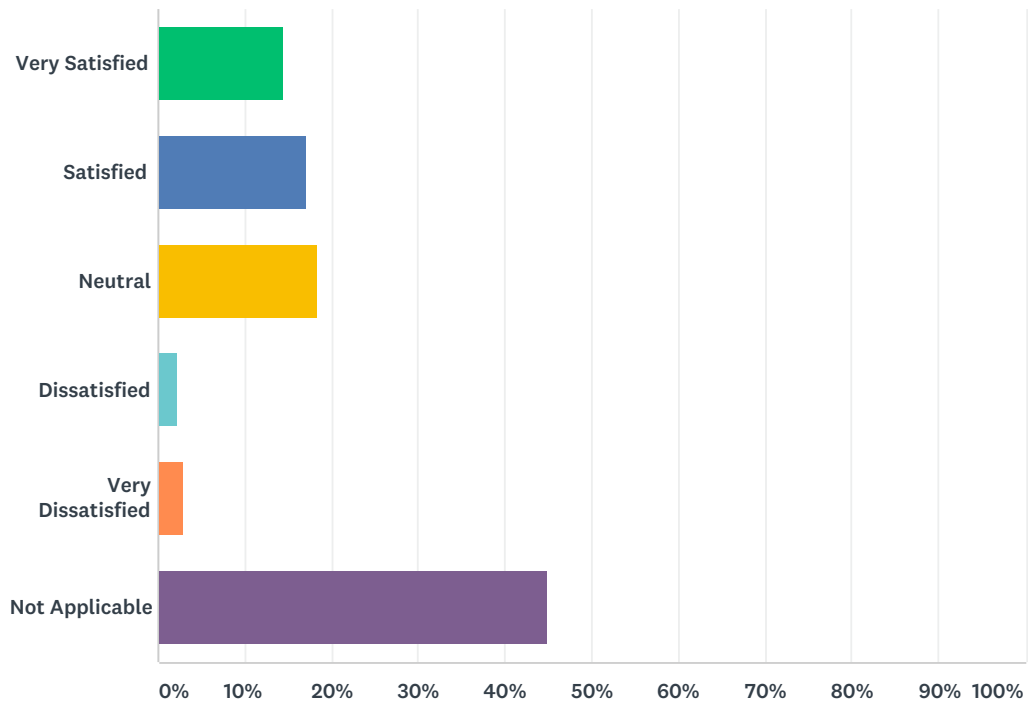
Answered: 438 Skipped: 1



ANSWER CHOICES	RESPONSES	
Very Satisfied	39.73%	174
Satisfied	39.73%	174
Neutral	13.93%	61
Dissatisfied	1.14%	5
Very Dissatisfied	1.14%	5
Not Applicable	4.34%	19
TOTAL		438

Q18 Satisfaction Level: Dormitory Programs and Services (Question For Dorm Students Only)

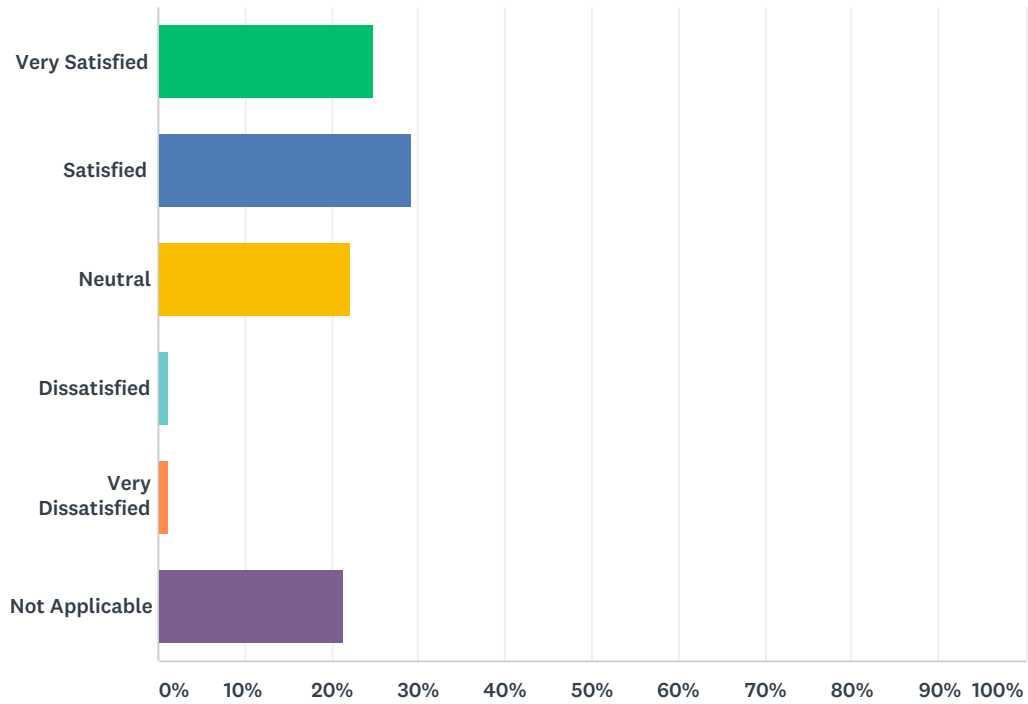
Answered: 409 Skipped: 30



ANSWER CHOICES	RESPONSES	
Very Satisfied	14.43%	59
Satisfied	17.11%	70
Neutral	18.34%	75
Dissatisfied	2.20%	9
Very Dissatisfied	2.93%	12
Not Applicable	44.99%	184
TOTAL		409

Q19 Satisfaction Level: Tutorial Services

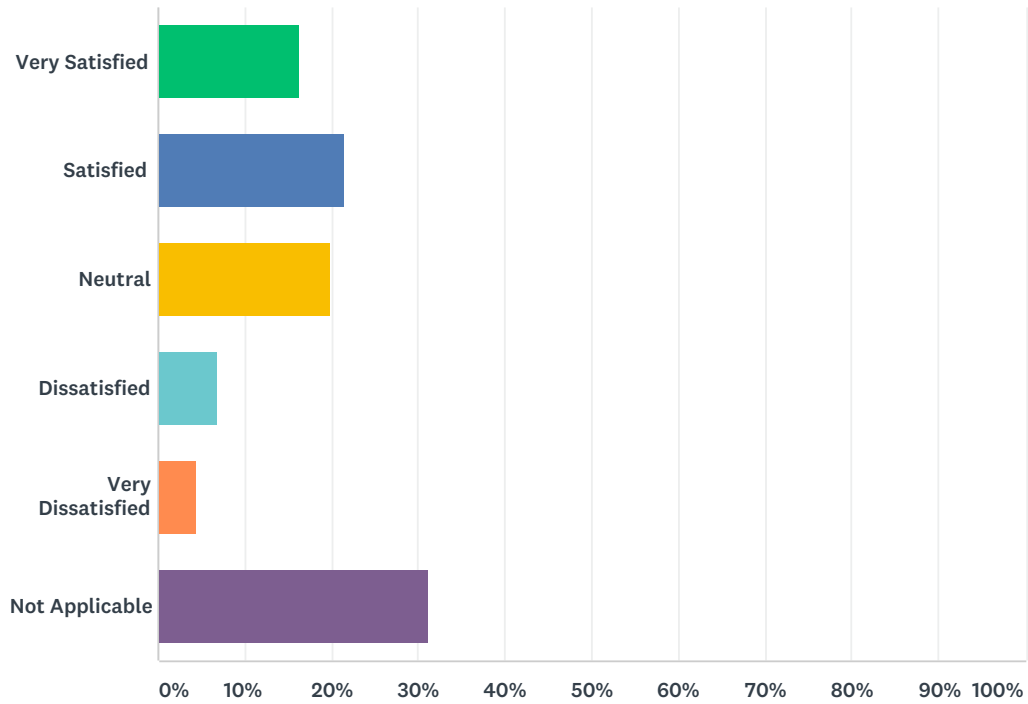
Answered: 431 Skipped: 8



ANSWER CHOICES	RESPONSES	
Very Satisfied	24.83%	107
Satisfied	29.23%	126
Neutral	22.27%	96
Dissatisfied	1.16%	5
Very Dissatisfied	1.16%	5
Not Applicable	21.35%	92
TOTAL		431

Q20 Satisfaction Level: Dining Services

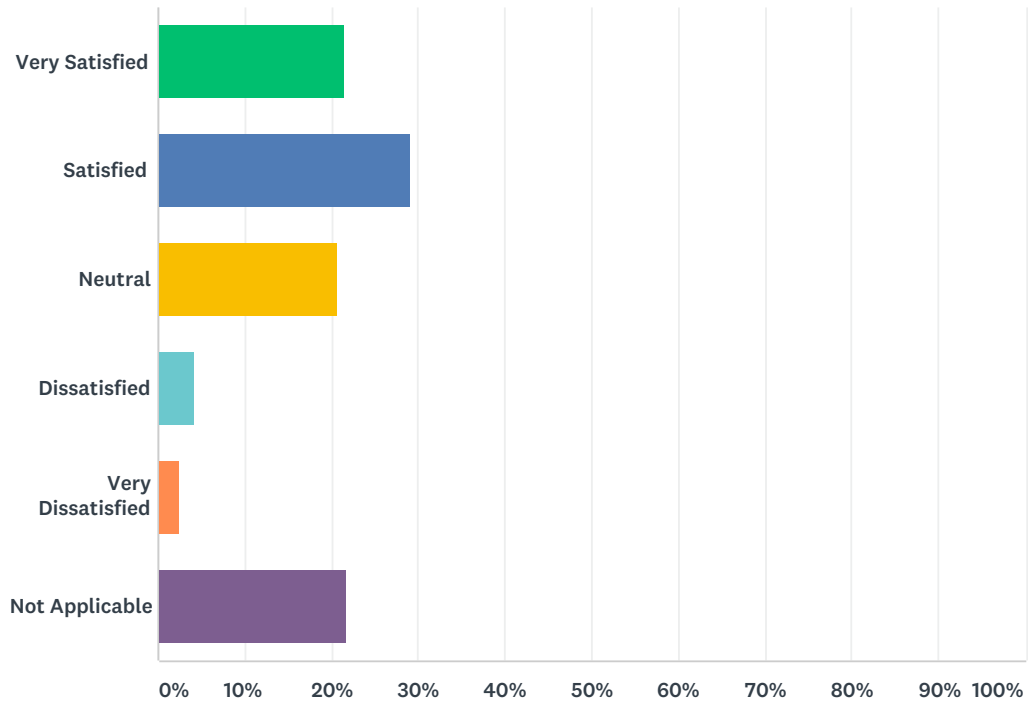
Answered: 424 Skipped: 15



ANSWER CHOICES	RESPONSES	
Very Satisfied	16.27%	69
Satisfied	21.46%	91
Neutral	19.81%	84
Dissatisfied	6.84%	29
Very Dissatisfied	4.48%	19
Not Applicable	31.13%	132
TOTAL		424

Q21 Satisfaction Level: College-Sponsored Social Activities

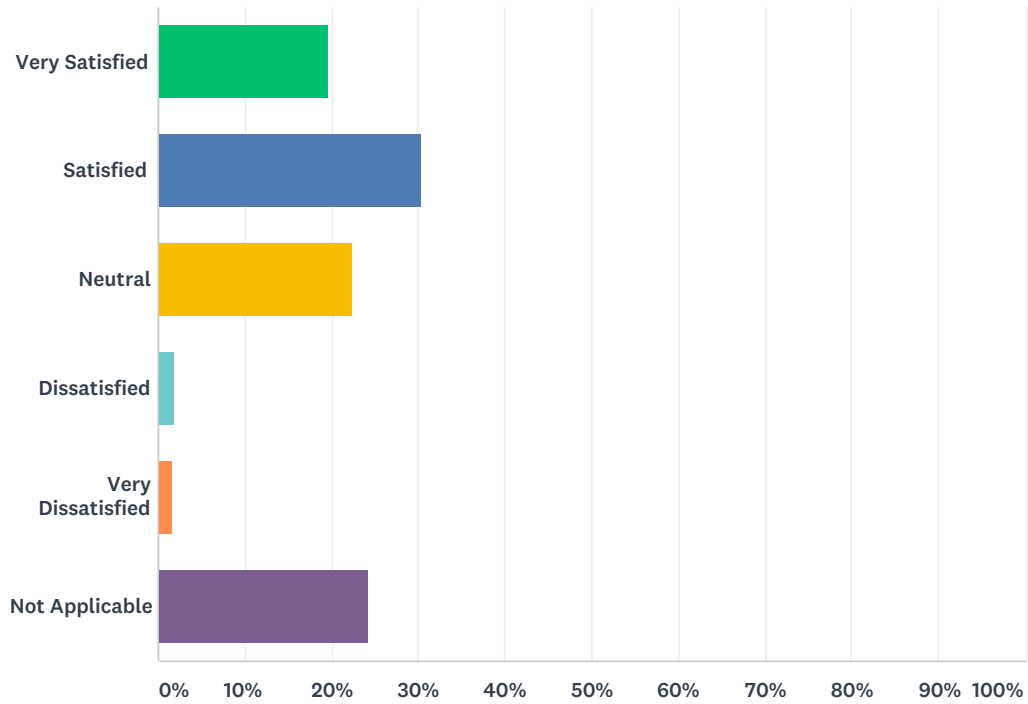
Answered: 426 Skipped: 13



ANSWER CHOICES	RESPONSES	
Very Satisfied	21.60%	92
Satisfied	29.11%	124
Neutral	20.66%	88
Dissatisfied	4.23%	18
Very Dissatisfied	2.58%	11
Not Applicable	21.83%	93
TOTAL		426

Q22 Satisfaction Level: Cultural Programs and Activities

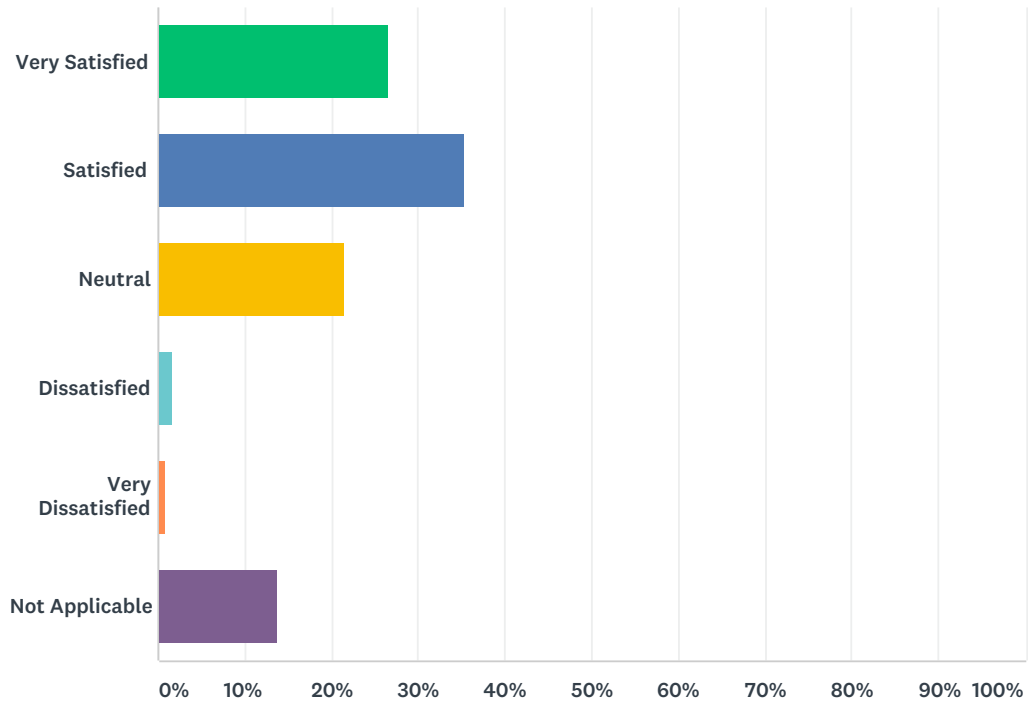
Answered: 429 Skipped: 10



ANSWER CHOICES	RESPONSES	
Very Satisfied	19.58%	84
Satisfied	30.30%	130
Neutral	22.38%	96
Dissatisfied	1.86%	8
Very Dissatisfied	1.63%	7
Not Applicable	24.24%	104
TOTAL		429

Q23 Satisfaction Level: College Orientation

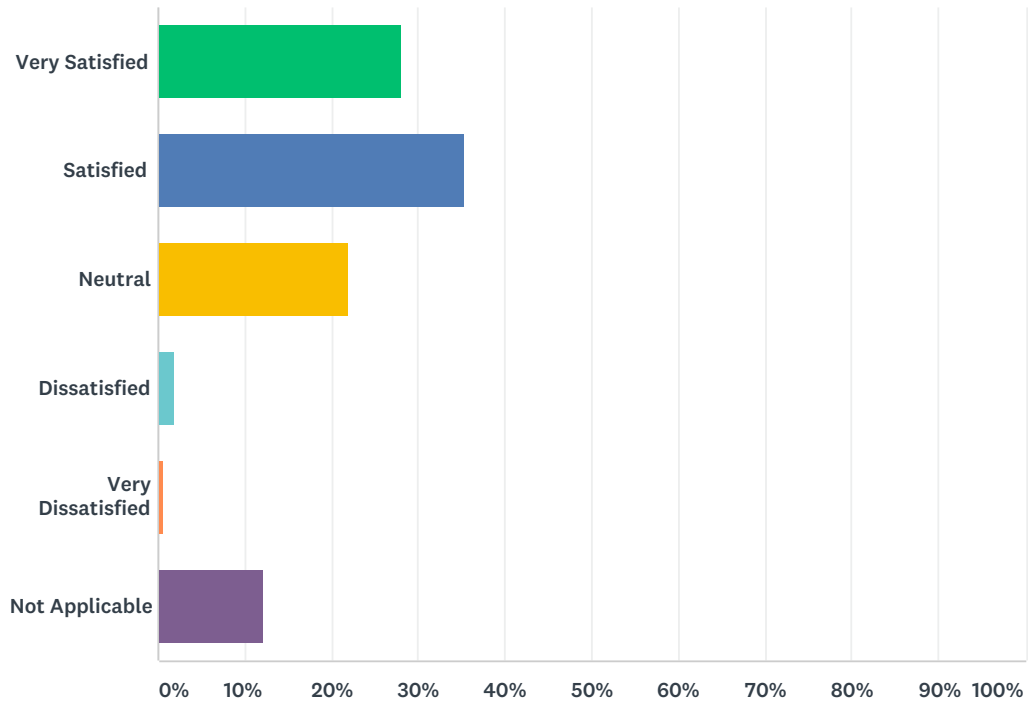
Answered: 426 Skipped: 13



ANSWER CHOICES	RESPONSES	
Very Satisfied	26.53%	113
Satisfied	35.45%	151
Neutral	21.60%	92
Dissatisfied	1.64%	7
Very Dissatisfied	0.94%	4
Not Applicable	13.85%	59
TOTAL		426

Q24 Satisfaction Level: Computer and Technology Services

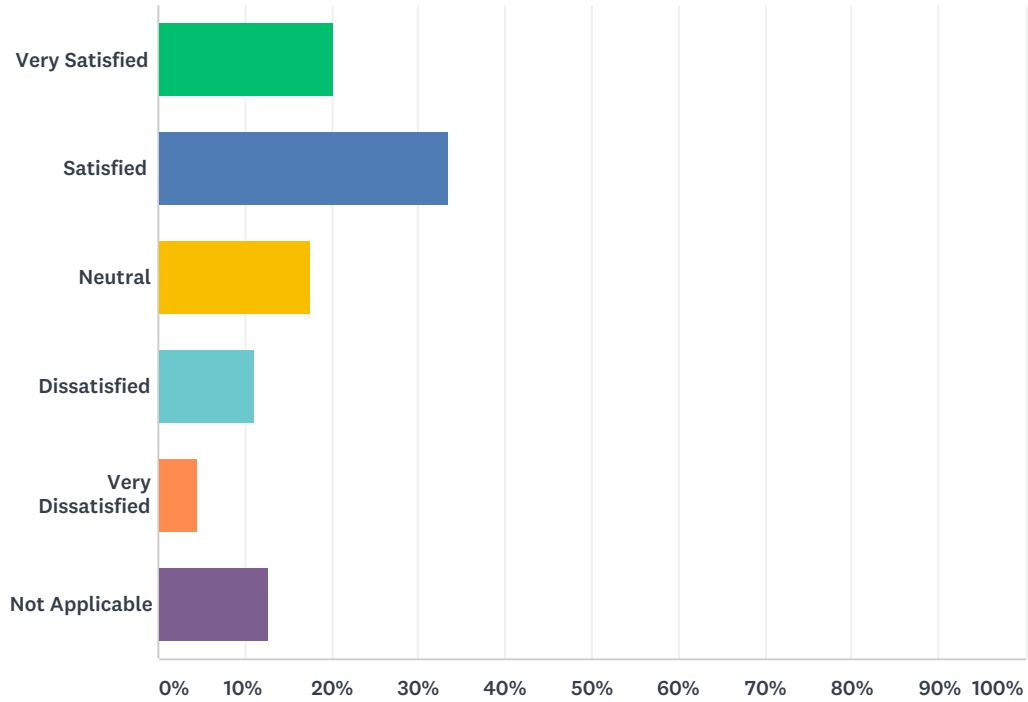
Answered: 432 Skipped: 7



ANSWER CHOICES	RESPONSES	
Very Satisfied	28.01%	121
Satisfied	35.42%	153
Neutral	21.99%	95
Dissatisfied	1.85%	8
Very Dissatisfied	0.69%	3
Not Applicable	12.04%	52
TOTAL		432

Q25 Satisfaction Level: Parking

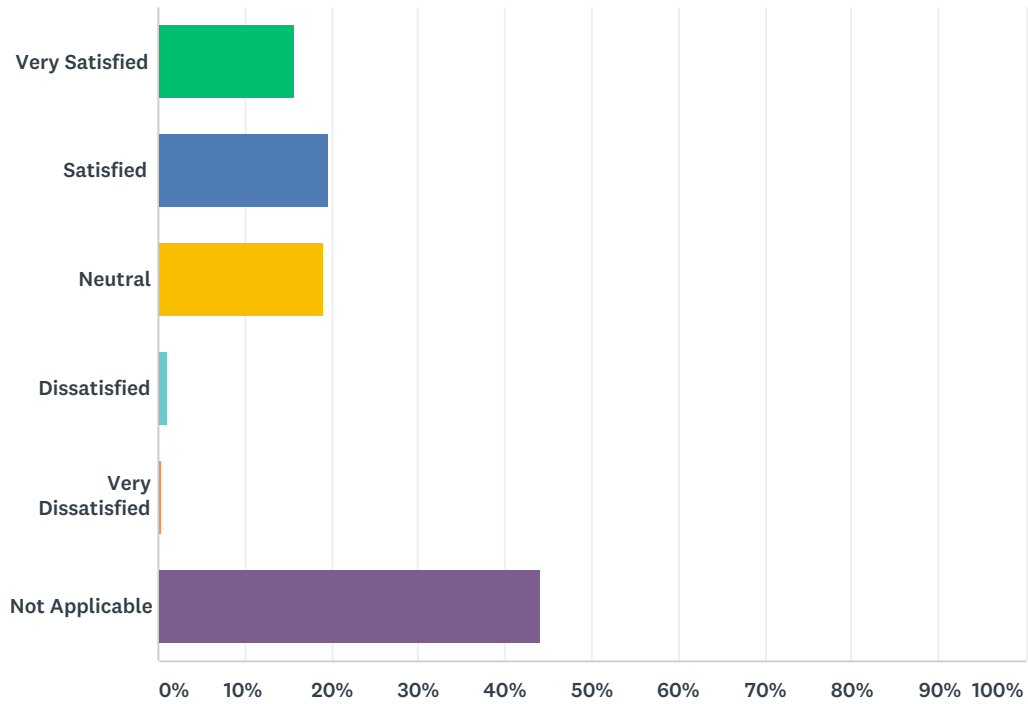
Answered: 432 Skipped: 7



ANSWER CHOICES	RESPONSES	
Very Satisfied	20.37%	88
Satisfied	33.56%	145
Neutral	17.59%	76
Dissatisfied	11.11%	48
Very Dissatisfied	4.63%	20
Not Applicable	12.73%	55
TOTAL		432

Q26 Satisfaction Level: Veterans Services

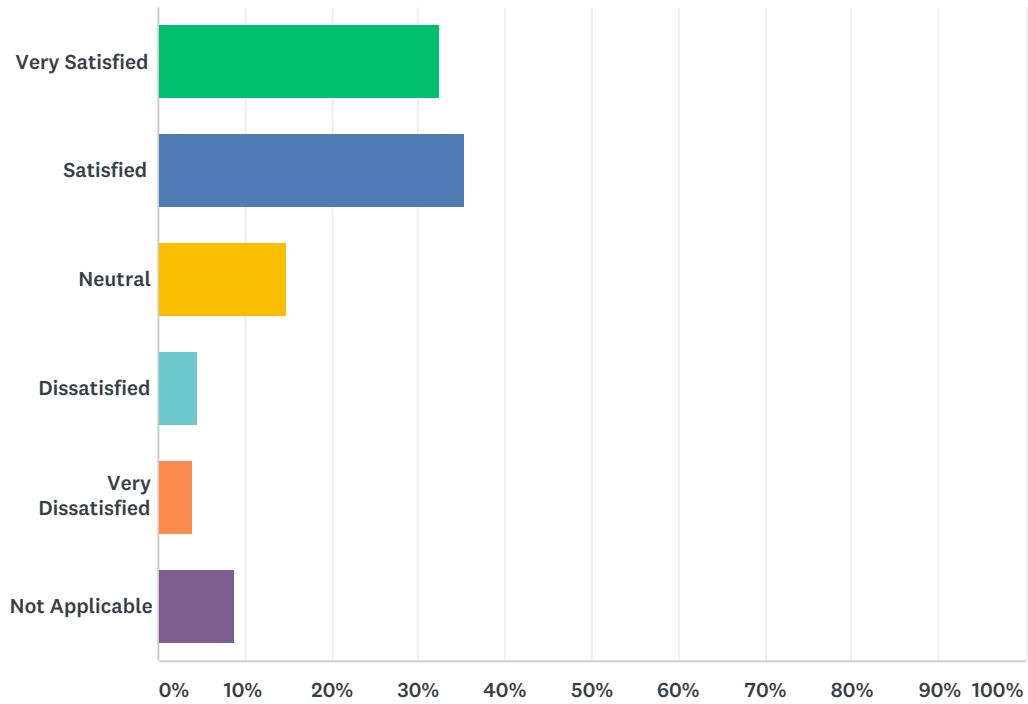
Answered: 420 Skipped: 19



ANSWER CHOICES	RESPONSES	
Very Satisfied	15.71%	66
Satisfied	19.76%	83
Neutral	19.05%	80
Dissatisfied	0.95%	4
Very Dissatisfied	0.48%	2
Not Applicable	44.05%	185
TOTAL		420

Q27 Satisfaction Level: Financial Aid Services

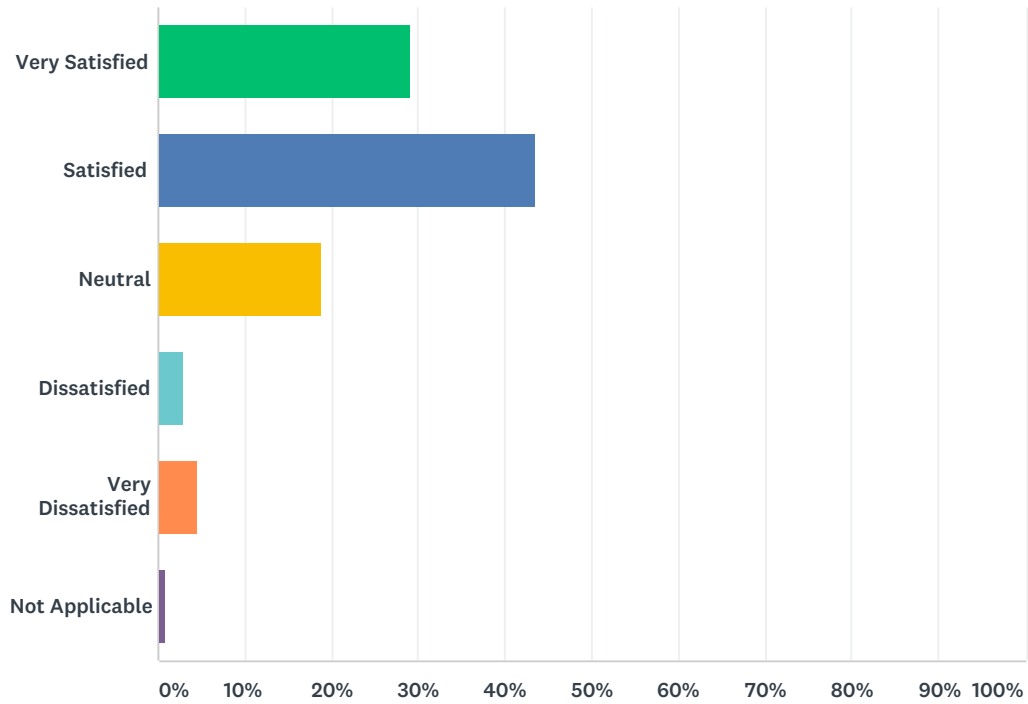
Answered: 425 Skipped: 14



ANSWER CHOICES	RESPONSES	
Very Satisfied	32.47%	138
Satisfied	35.29%	150
Neutral	14.82%	63
Dissatisfied	4.71%	20
Very Dissatisfied	4.00%	17
Not Applicable	8.71%	37
TOTAL		425

Q28 Satisfaction Level: Testing/Grading System

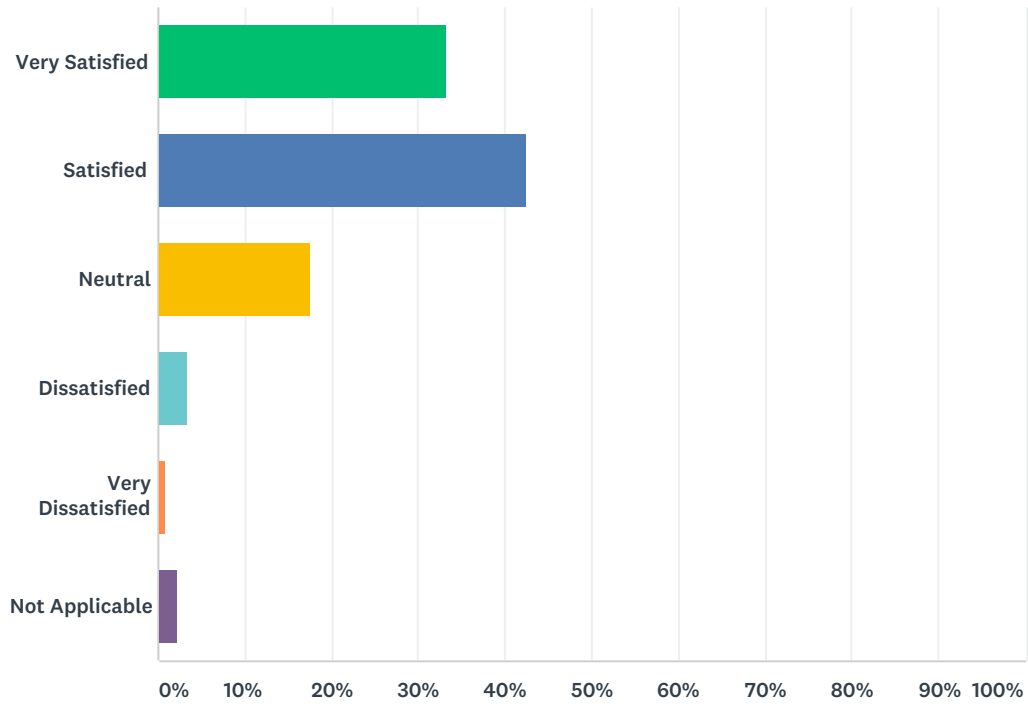
Answered: 430 Skipped: 9



ANSWER CHOICES	RESPONSES	
Very Satisfied	29.07%	125
Satisfied	43.49%	187
Neutral	18.84%	81
Dissatisfied	3.02%	13
Very Dissatisfied	4.65%	20
Not Applicable	0.93%	4
TOTAL		430

Q29 Satisfaction Level: Course Content in Your Major Area of Study

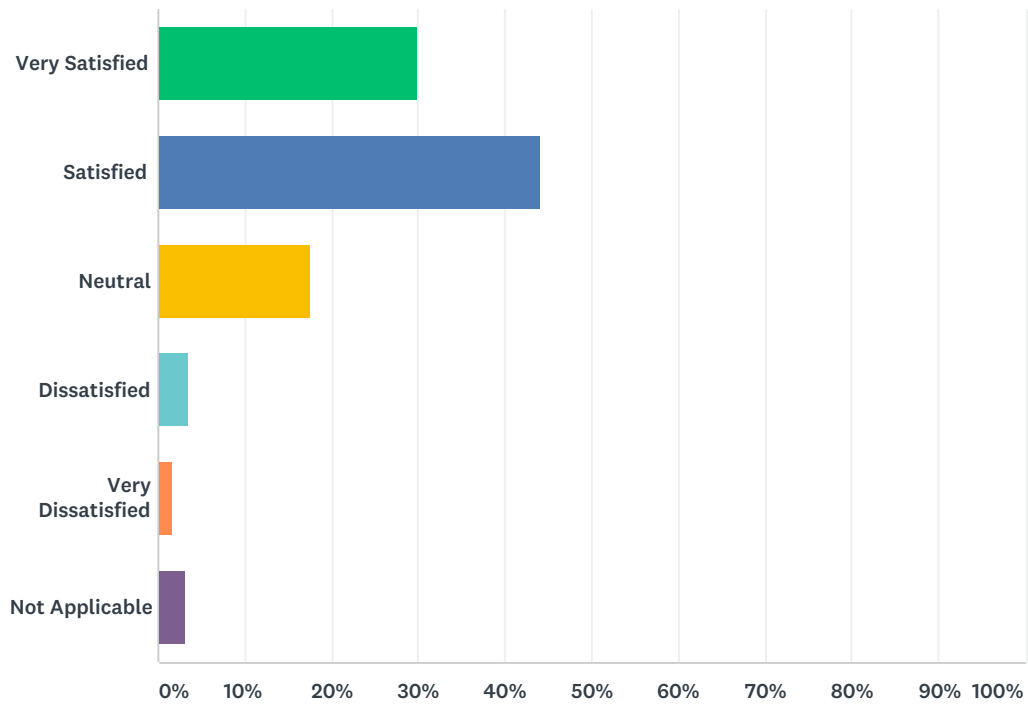
Answered: 430 Skipped: 9



ANSWER CHOICES	RESPONSES	
Very Satisfied	33.26%	143
Satisfied	42.56%	183
Neutral	17.67%	76
Dissatisfied	3.26%	14
Very Dissatisfied	0.93%	4
Not Applicable	2.33%	10
TOTAL		430

Q30 Satisfaction Level: Quality of Instruction in Your Major Area of Study

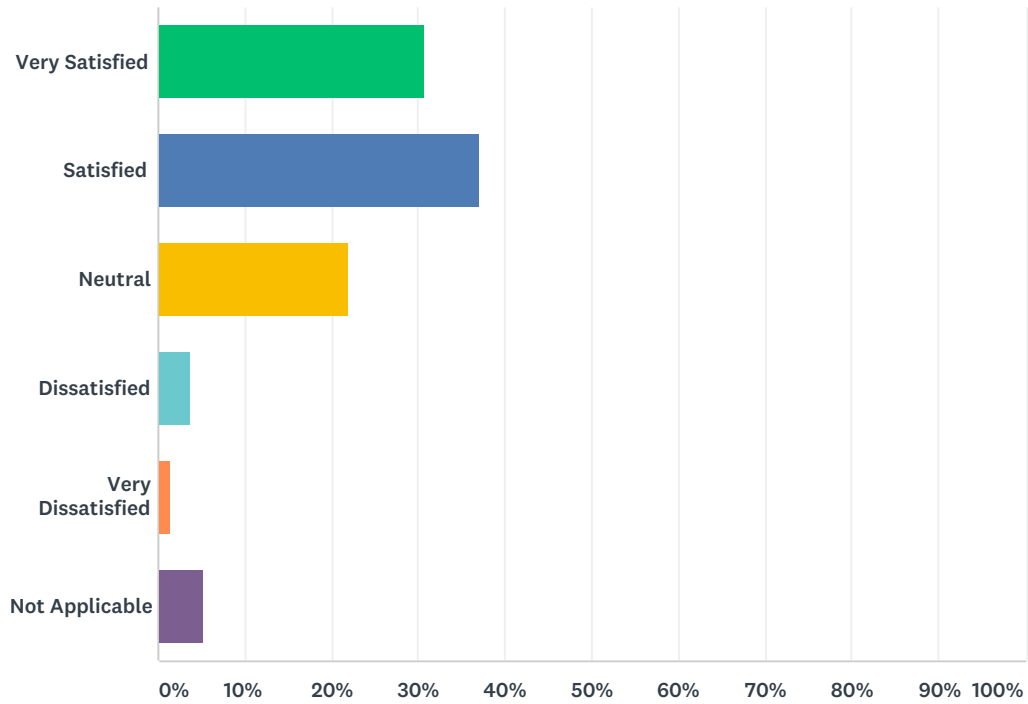
Answered: 432 Skipped: 7



ANSWER CHOICES	RESPONSES	
Very Satisfied	29.86%	129
Satisfied	44.21%	191
Neutral	17.59%	76
Dissatisfied	3.47%	15
Very Dissatisfied	1.62%	7
Not Applicable	3.24%	14
TOTAL		432

Q31 Satisfaction Level: Out-of-Class Availability of Your Instructors

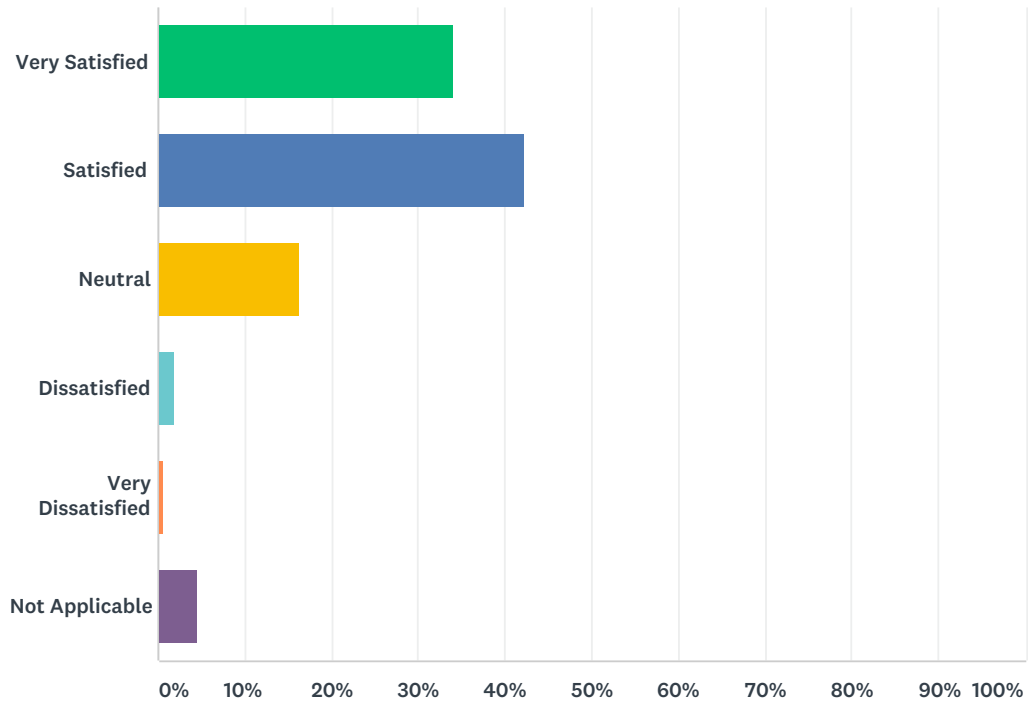
Answered: 429 Skipped: 10



ANSWER CHOICES	RESPONSES	
Very Satisfied	30.77%	132
Satisfied	37.06%	159
Neutral	21.91%	94
Dissatisfied	3.73%	16
Very Dissatisfied	1.40%	6
Not Applicable	5.13%	22
TOTAL		429

Q32 Satisfaction Level: Class Size

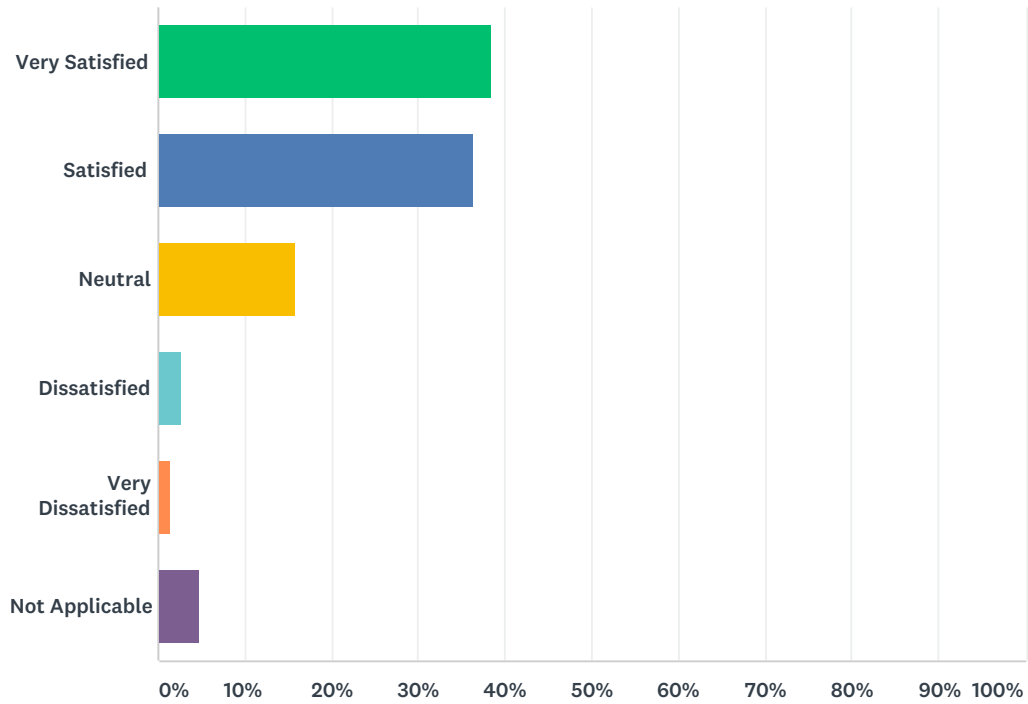
Answered: 430 Skipped: 9



ANSWER CHOICES	RESPONSES	
Very Satisfied	34.19%	147
Satisfied	42.33%	182
Neutral	16.28%	70
Dissatisfied	1.86%	8
Very Dissatisfied	0.70%	3
Not Applicable	4.65%	20
TOTAL		430

Q33 Satisfaction Level: Availability of Your Advisor

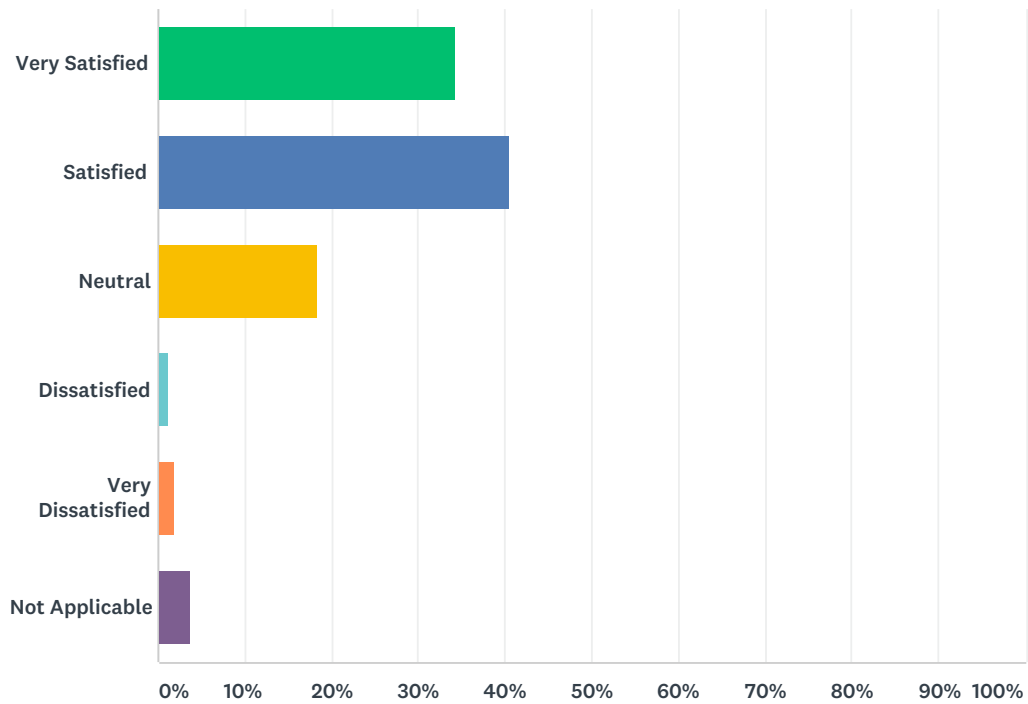
Answered: 428 Skipped: 11



ANSWER CHOICES	RESPONSES	
Very Satisfied	38.55%	165
Satisfied	36.45%	156
Neutral	15.89%	68
Dissatisfied	2.80%	12
Very Dissatisfied	1.40%	6
Not Applicable	4.91%	21
TOTAL		428

Q34 Satisfaction Level: Value of the Information Provided by Your Advisor

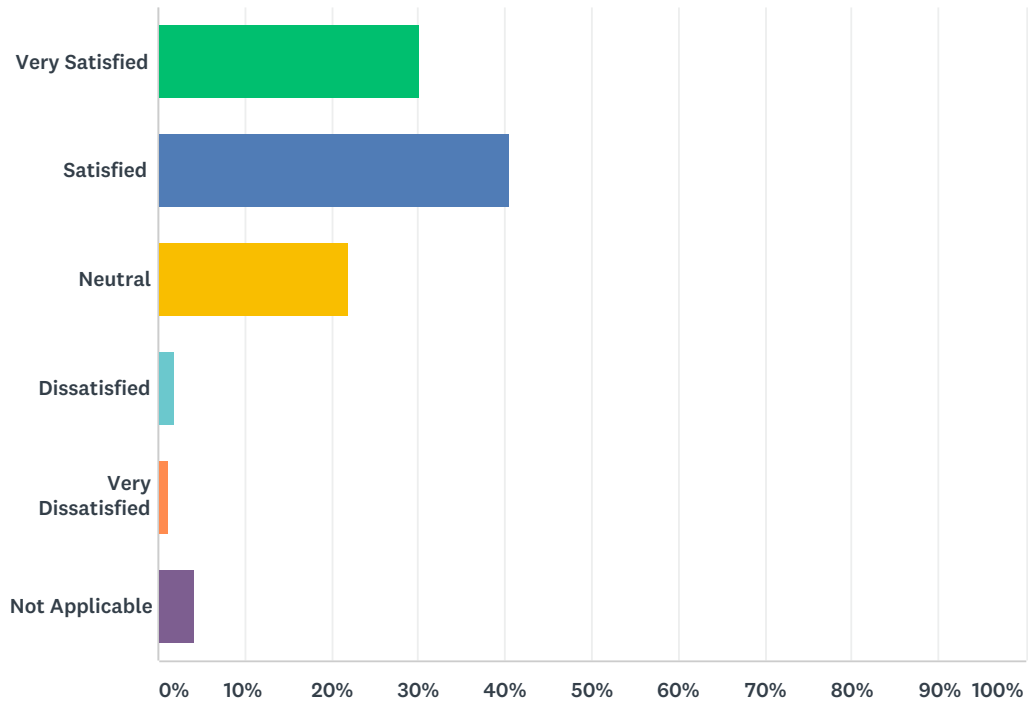
Answered: 426 Skipped: 13



ANSWER CHOICES	RESPONSES	
Very Satisfied	34.27%	146
Satisfied	40.61%	173
Neutral	18.31%	78
Dissatisfied	1.17%	5
Very Dissatisfied	1.88%	8
Not Applicable	3.76%	16
TOTAL		426

Q35 Satisfaction Level: Challenge Offered by Your Program of Study

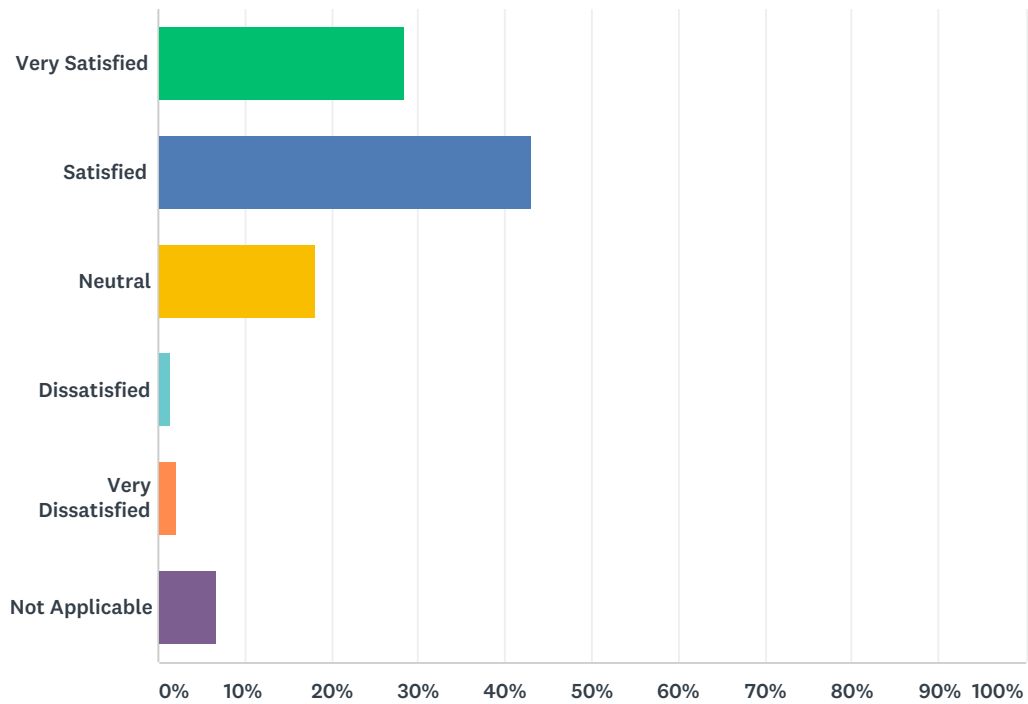
Answered: 422 Skipped: 17



ANSWER CHOICES	RESPONSES	
Very Satisfied	30.09%	127
Satisfied	40.52%	171
Neutral	22.04%	93
Dissatisfied	1.90%	8
Very Dissatisfied	1.18%	5
Not Applicable	4.27%	18
TOTAL		422

Q36 Satisfaction Level: Preparation You Received for Your Chosen Occupation

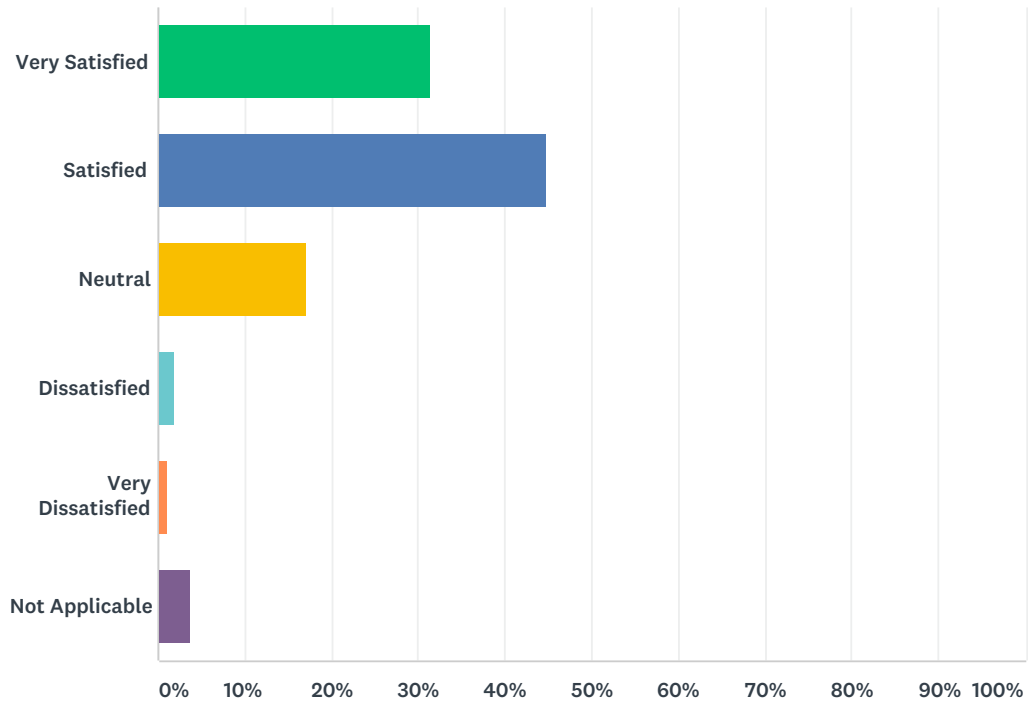
Answered: 421 Skipped: 18



ANSWER CHOICES	RESPONSES	
Very Satisfied	28.50%	120
Satisfied	42.99%	181
Neutral	18.29%	77
Dissatisfied	1.43%	6
Very Dissatisfied	2.14%	9
Not Applicable	6.65%	28
TOTAL		421

Q37 Satisfaction Level: General Admissions/Entry Procedures

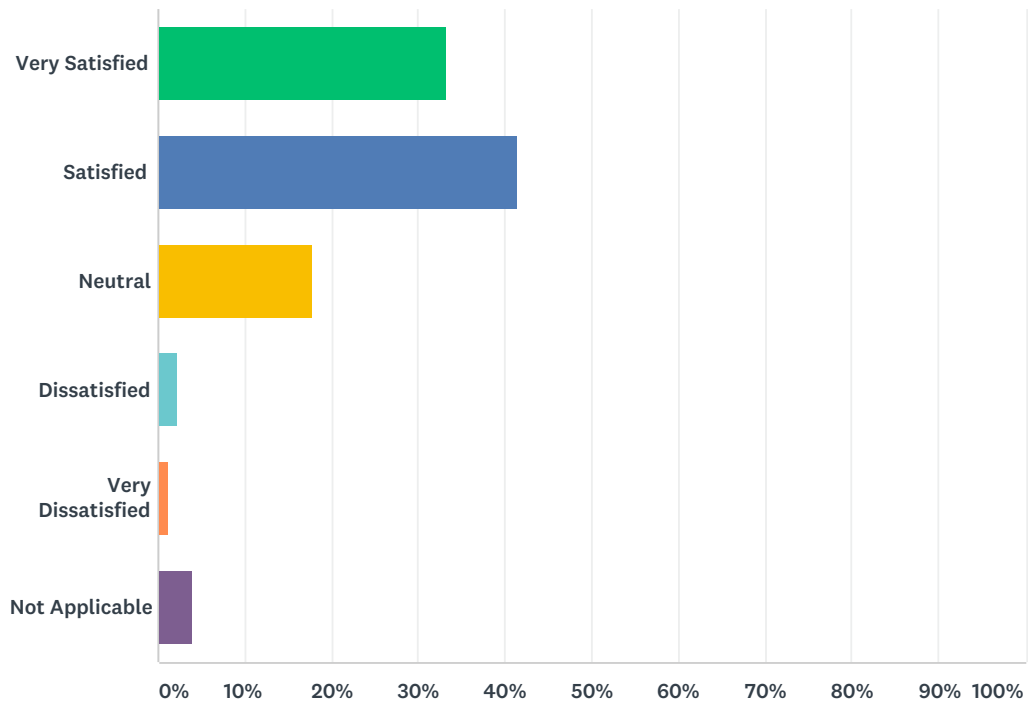
Answered: 423 Skipped: 16



ANSWER CHOICES	RESPONSES	
Very Satisfied	31.44%	133
Satisfied	44.68%	189
Neutral	17.26%	73
Dissatisfied	1.89%	8
Very Dissatisfied	0.95%	4
Not Applicable	3.78%	16
TOTAL		423

Q38 Satisfaction Level: Assistance Provided by the College Staff When You Entered College

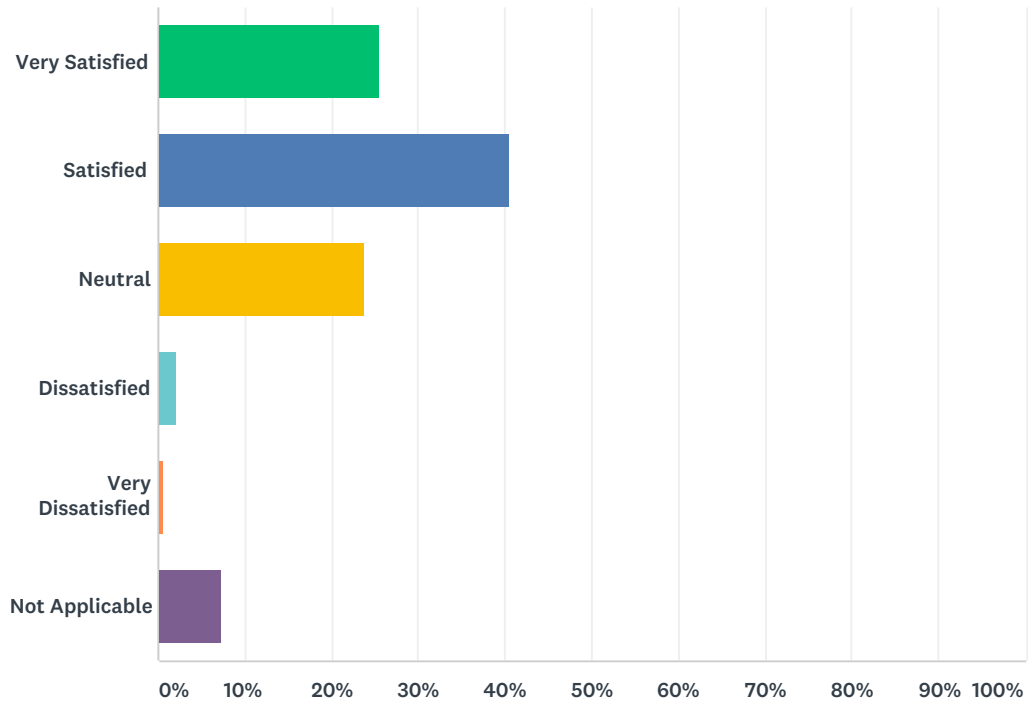
Answered: 424 Skipped: 15



ANSWER CHOICES	RESPONSES	
Very Satisfied	33.25%	141
Satisfied	41.51%	176
Neutral	17.69%	75
Dissatisfied	2.36%	10
Very Dissatisfied	1.18%	5
Not Applicable	4.01%	17
TOTAL		424

Q39 Satisfaction Level: College Catalog/Admissions Publications

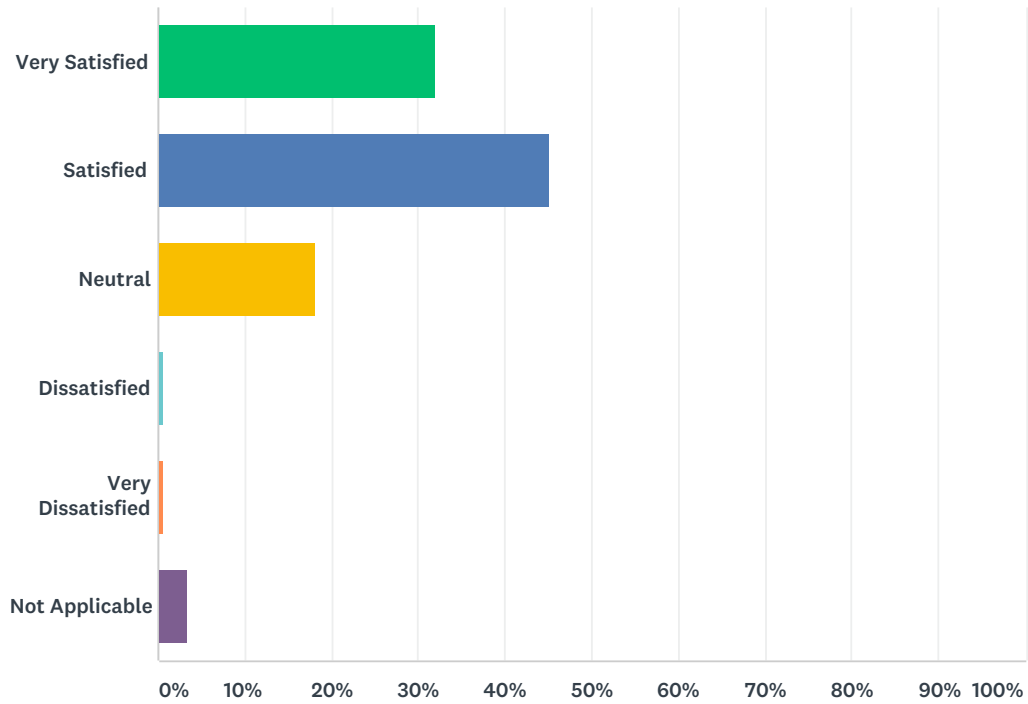
Answered: 424 Skipped: 15



ANSWER CHOICES	RESPONSES	
Very Satisfied	25.47%	108
Satisfied	40.57%	172
Neutral	23.82%	101
Dissatisfied	2.12%	9
Very Dissatisfied	0.71%	3
Not Applicable	7.31%	31
TOTAL		424

Q40 Satisfaction Level: General Registration Procedures

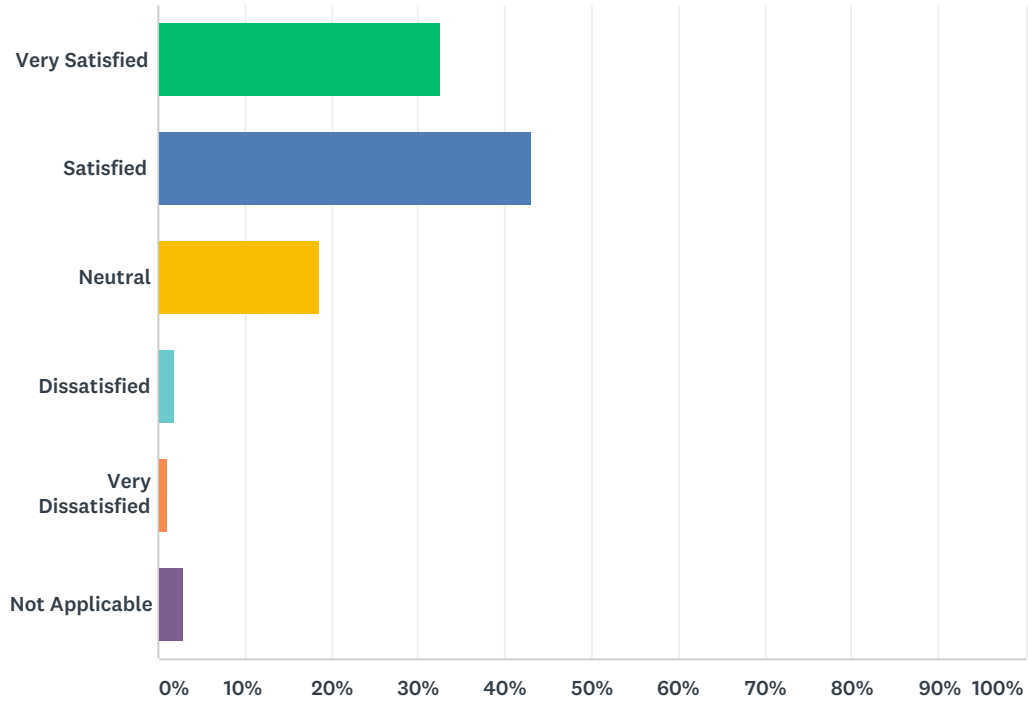
Answered: 423 Skipped: 16



ANSWER CHOICES	RESPONSES	
Very Satisfied	31.91%	135
Satisfied	45.15%	191
Neutral	18.20%	77
Dissatisfied	0.71%	3
Very Dissatisfied	0.71%	3
Not Applicable	3.31%	14
TOTAL		423

Q41 Satisfaction Level: Academic Calendar

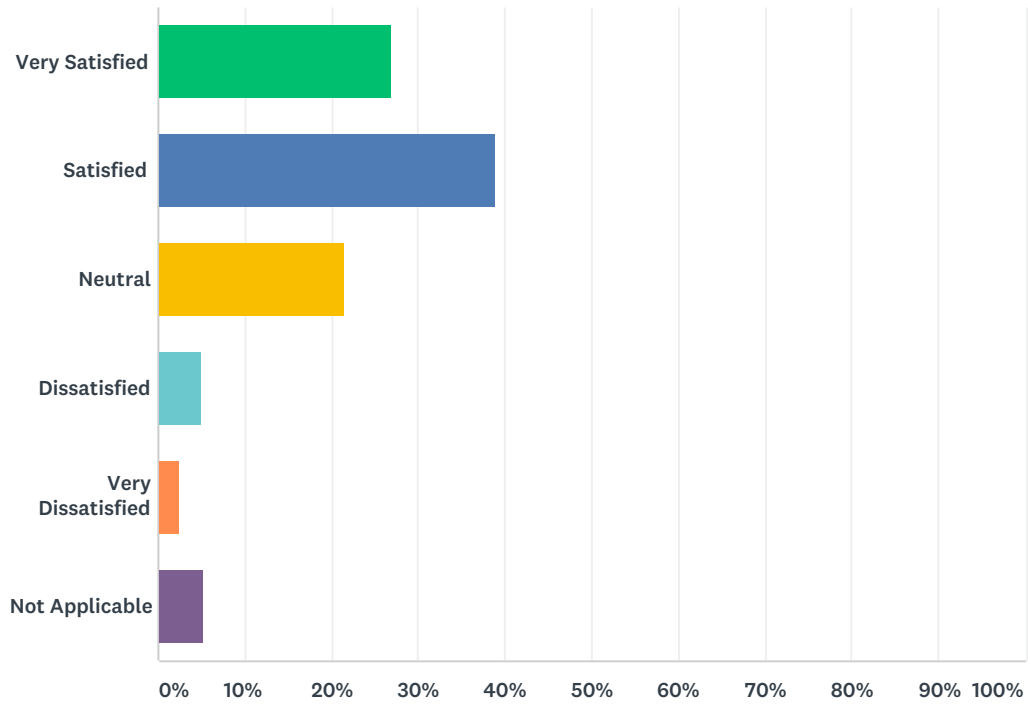
Answered: 424 Skipped: 15



ANSWER CHOICES	RESPONSES	
Very Satisfied	32.55%	138
Satisfied	43.16%	183
Neutral	18.63%	79
Dissatisfied	1.89%	8
Very Dissatisfied	0.94%	4
Not Applicable	2.83%	12
TOTAL		424

Q42 Satisfaction Level: Billing and Fee Payment Procedures

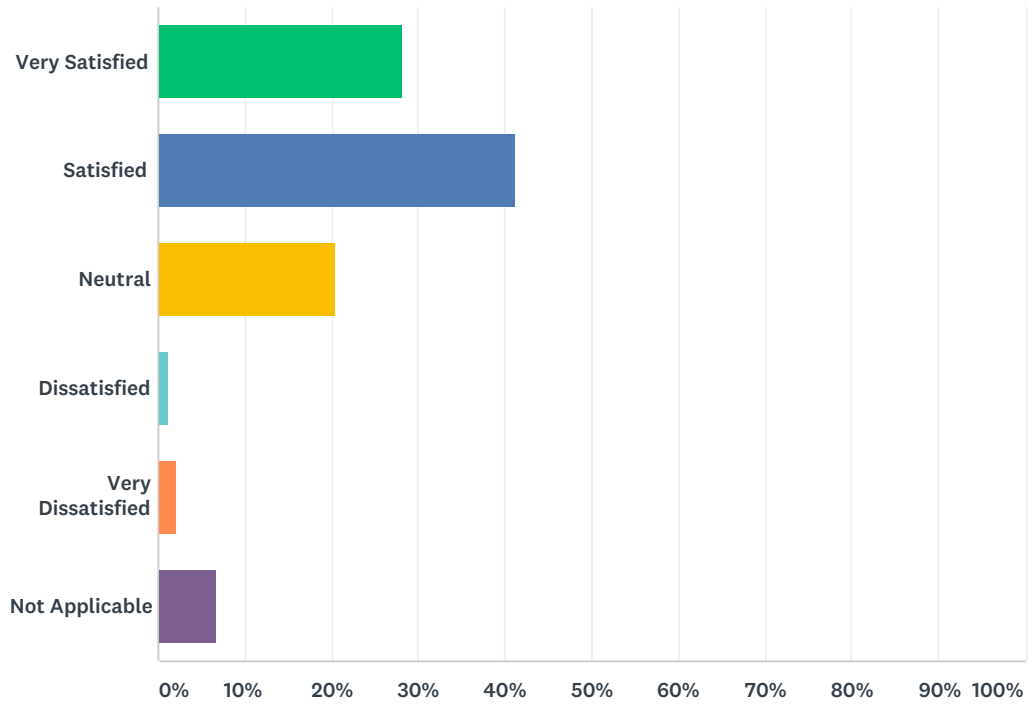
Answered: 424 Skipped: 15



ANSWER CHOICES	RESPONSES	
Very Satisfied	26.89%	114
Satisfied	38.92%	165
Neutral	21.46%	91
Dissatisfied	4.95%	21
Very Dissatisfied	2.59%	11
Not Applicable	5.19%	22
TOTAL		424

Q43 Satisfaction Level: Rules Governing Student Conduct at MDCC

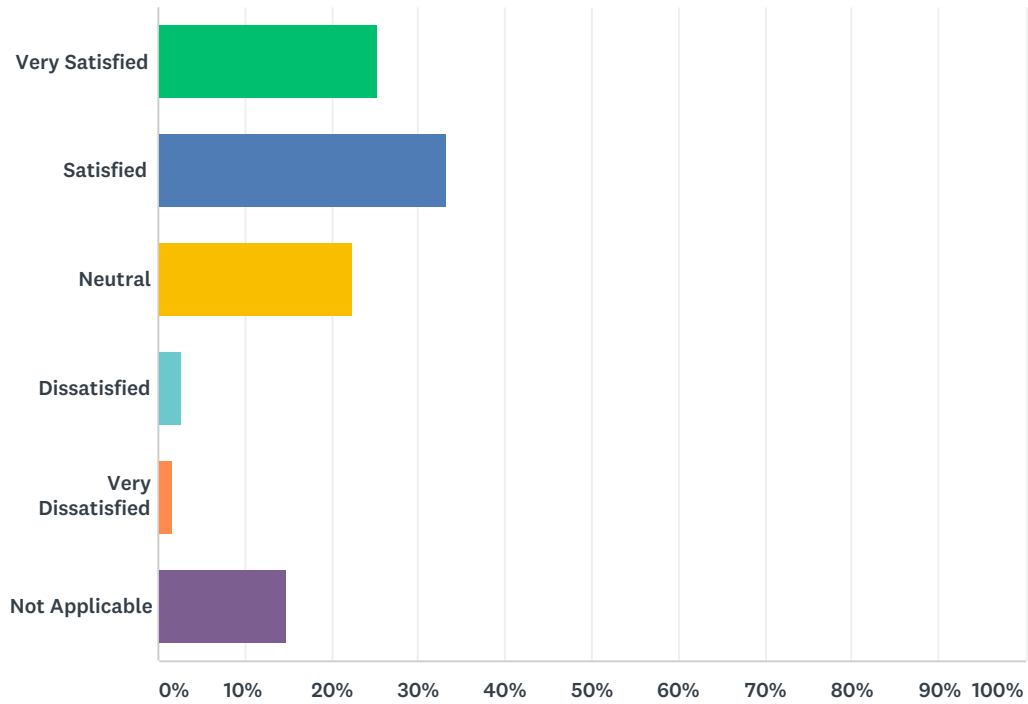
Answered: 424 Skipped: 15



ANSWER CHOICES	RESPONSES	
Very Satisfied	28.30%	120
Satisfied	41.27%	175
Neutral	20.52%	87
Dissatisfied	1.18%	5
Very Dissatisfied	2.12%	9
Not Applicable	6.60%	28
TOTAL		424

Q44 Satisfaction Level: Student Voice in College Policies

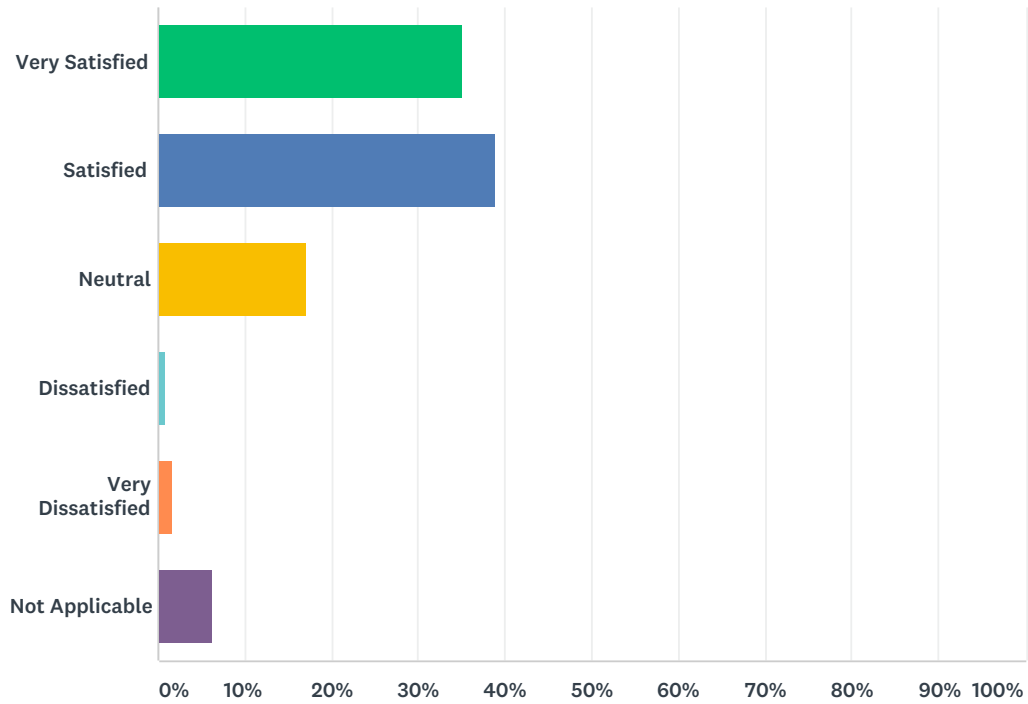
Answered: 419 Skipped: 20



ANSWER CHOICES	RESPONSES	
Very Satisfied	25.30%	106
Satisfied	33.17%	139
Neutral	22.43%	94
Dissatisfied	2.63%	11
Very Dissatisfied	1.67%	7
Not Applicable	14.80%	62
TOTAL		419

Q45 Satisfaction Level: Personal Security/Safety at MDCC

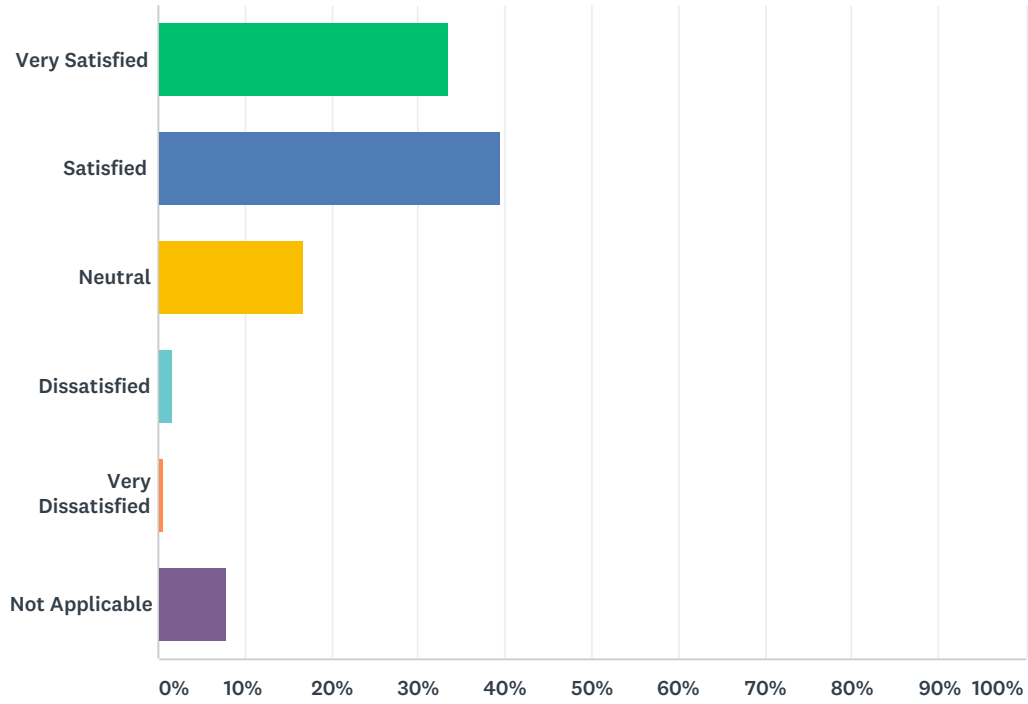
Answered: 425 Skipped: 14



ANSWER CHOICES	RESPONSES	
Very Satisfied	35.06%	149
Satisfied	38.82%	165
Neutral	17.18%	73
Dissatisfied	0.94%	4
Very Dissatisfied	1.65%	7
Not Applicable	6.35%	27
TOTAL		425

Q46 Satisfaction Level: Computer Labs

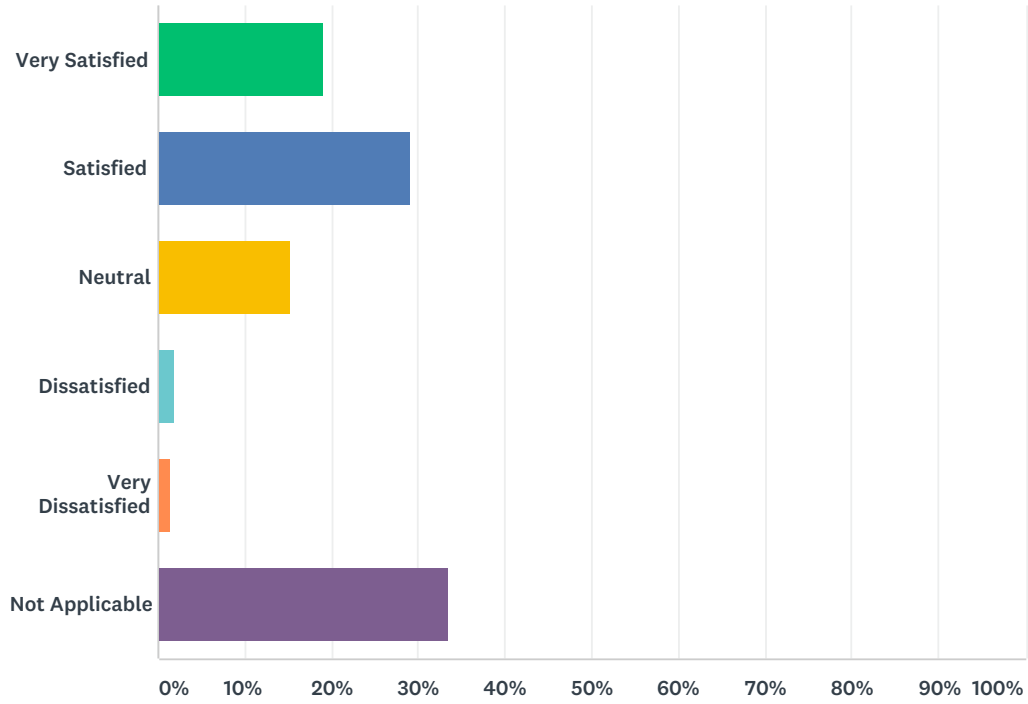
Answered: 419 Skipped: 20



ANSWER CHOICES	RESPONSES	
Very Satisfied	33.41%	140
Satisfied	39.62%	166
Neutral	16.71%	70
Dissatisfied	1.67%	7
Very Dissatisfied	0.72%	3
Not Applicable	7.88%	33
TOTAL		419

Q47 Satisfaction Level: Athletic Facilities

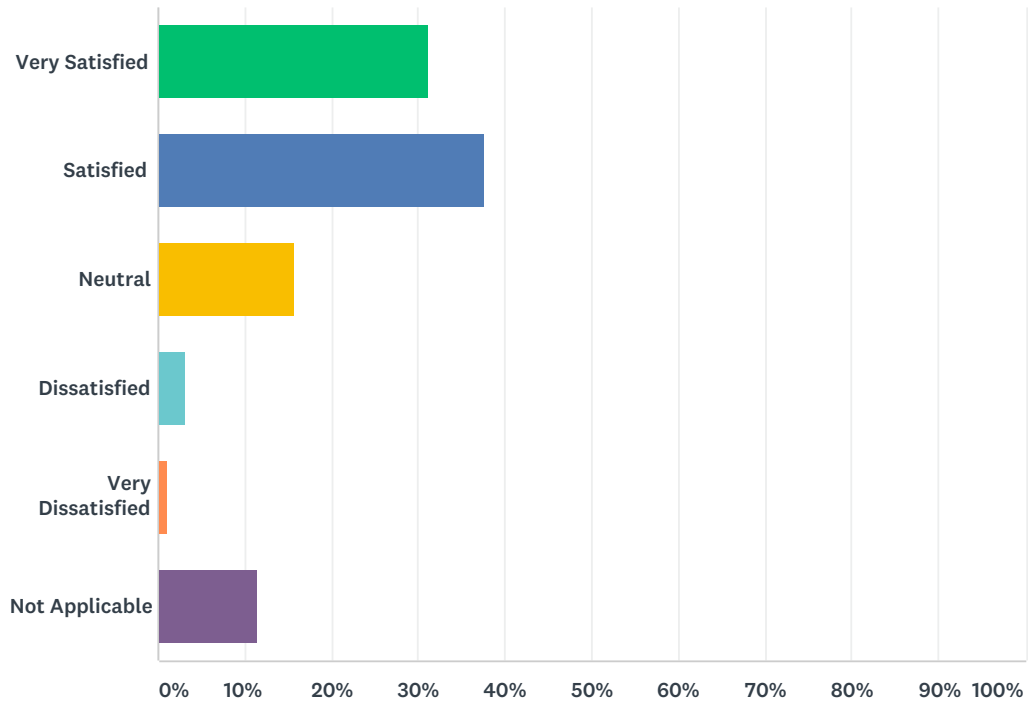
Answered: 421 Skipped: 18



ANSWER CHOICES	RESPONSES	
Very Satisfied	19.00%	80
Satisfied	28.98%	122
Neutral	15.20%	64
Dissatisfied	1.90%	8
Very Dissatisfied	1.43%	6
Not Applicable	33.49%	141
TOTAL		421

Q48 Satisfaction Level: Study Areas

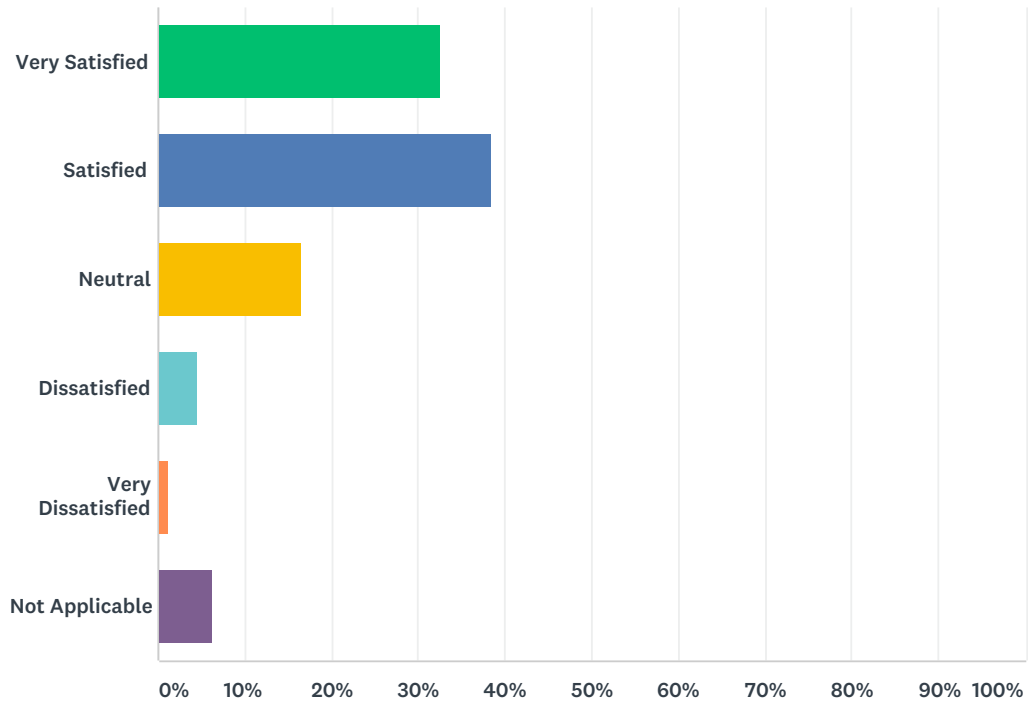
Answered: 420 Skipped: 19



ANSWER CHOICES	RESPONSES	
Very Satisfied	31.19%	131
Satisfied	37.62%	158
Neutral	15.71%	66
Dissatisfied	3.10%	13
Very Dissatisfied	0.95%	4
Not Applicable	11.43%	48
TOTAL		420

Q49 Satisfaction Level: College Bookstore

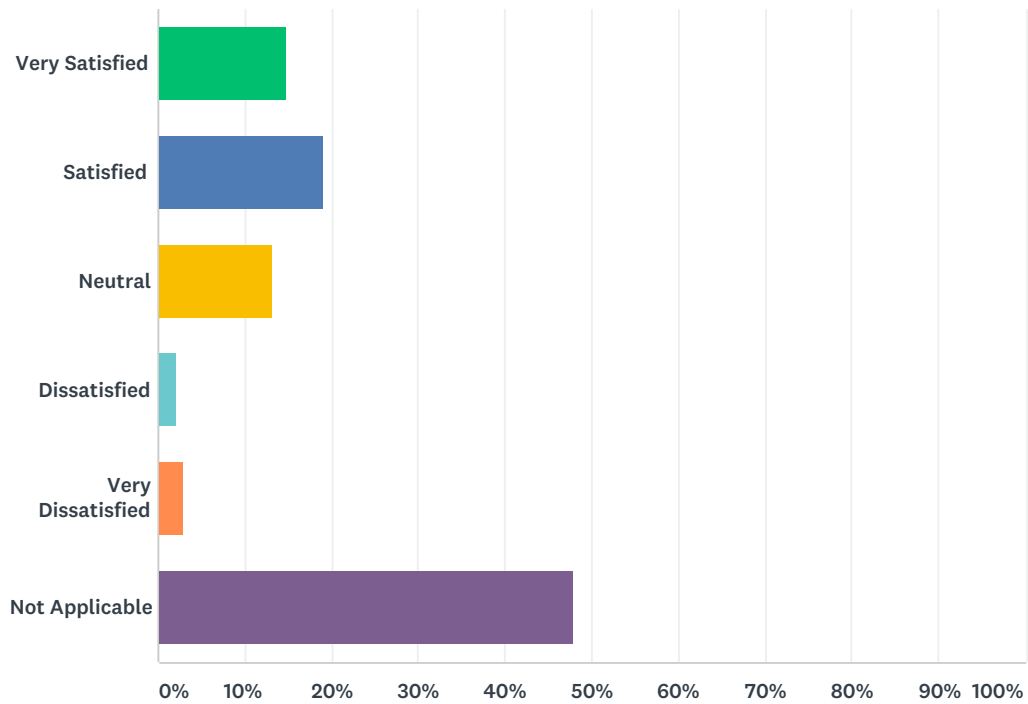
Answered: 425 Skipped: 14



ANSWER CHOICES	RESPONSES	
Very Satisfied	32.71%	139
Satisfied	38.59%	164
Neutral	16.47%	70
Dissatisfied	4.71%	20
Very Dissatisfied	1.18%	5
Not Applicable	6.35%	27
TOTAL		425

Q50 Satisfaction Level: Student Housing (Question for Dorm Students Only)

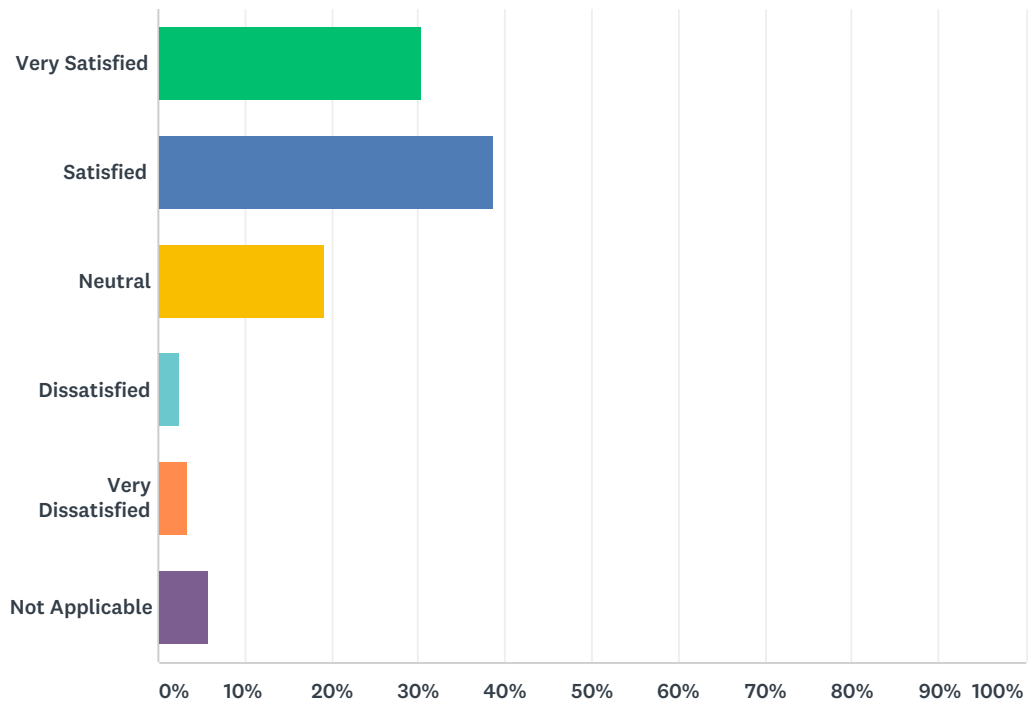
Answered: 396 Skipped: 43



ANSWER CHOICES	RESPONSES	
Very Satisfied	14.90%	59
Satisfied	18.94%	75
Neutral	13.13%	52
Dissatisfied	2.02%	8
Very Dissatisfied	3.03%	12
Not Applicable	47.98%	190
TOTAL		396

Q51 Satisfaction Level: General Condition and Appearance of Buildings and Grounds

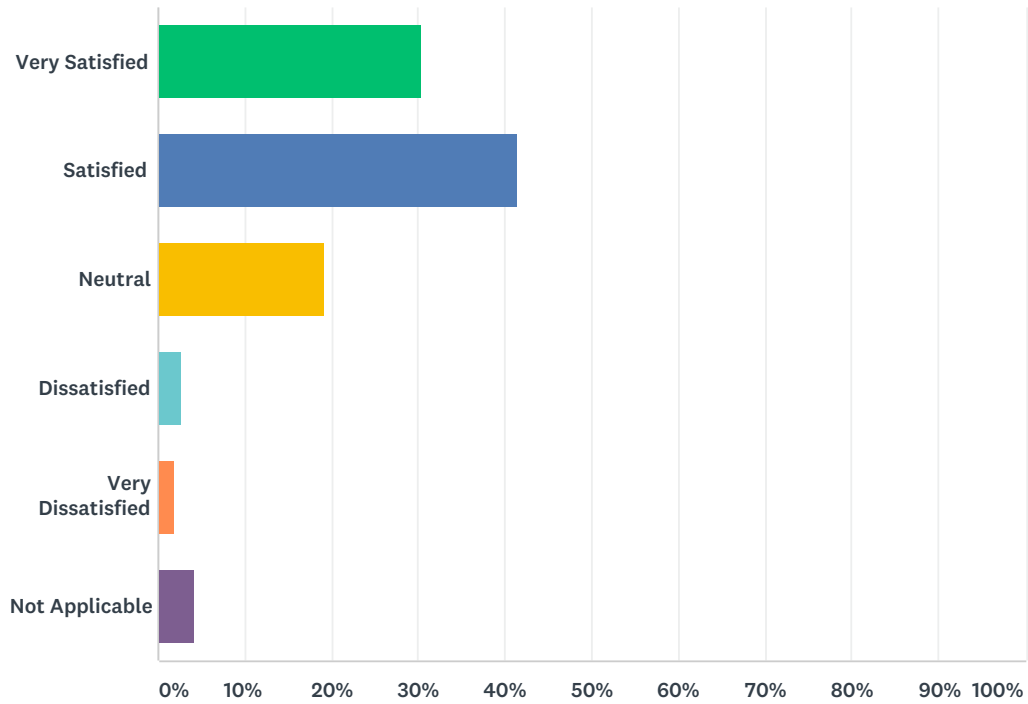
Answered: 422 Skipped: 17



ANSWER CHOICES	RESPONSES	
Very Satisfied	30.33%	128
Satisfied	38.63%	163
Neutral	19.19%	81
Dissatisfied	2.61%	11
Very Dissatisfied	3.32%	14
Not Applicable	5.92%	25
TOTAL		422

Q52 Satisfaction Level: Concern for You as an Individual

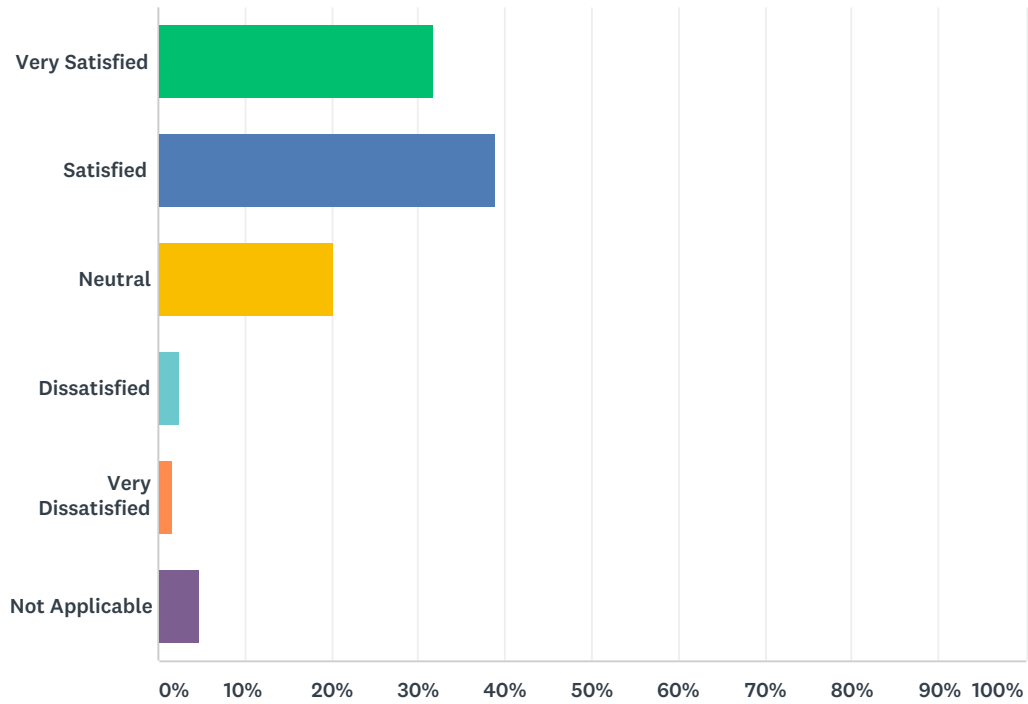
Answered: 425 Skipped: 14



ANSWER CHOICES	RESPONSES	
Very Satisfied	30.35%	129
Satisfied	41.41%	176
Neutral	19.29%	82
Dissatisfied	2.82%	12
Very Dissatisfied	1.88%	8
Not Applicable	4.24%	18
TOTAL		425

Q53 Satisfaction Level: Attitude of College Faculty toward Students

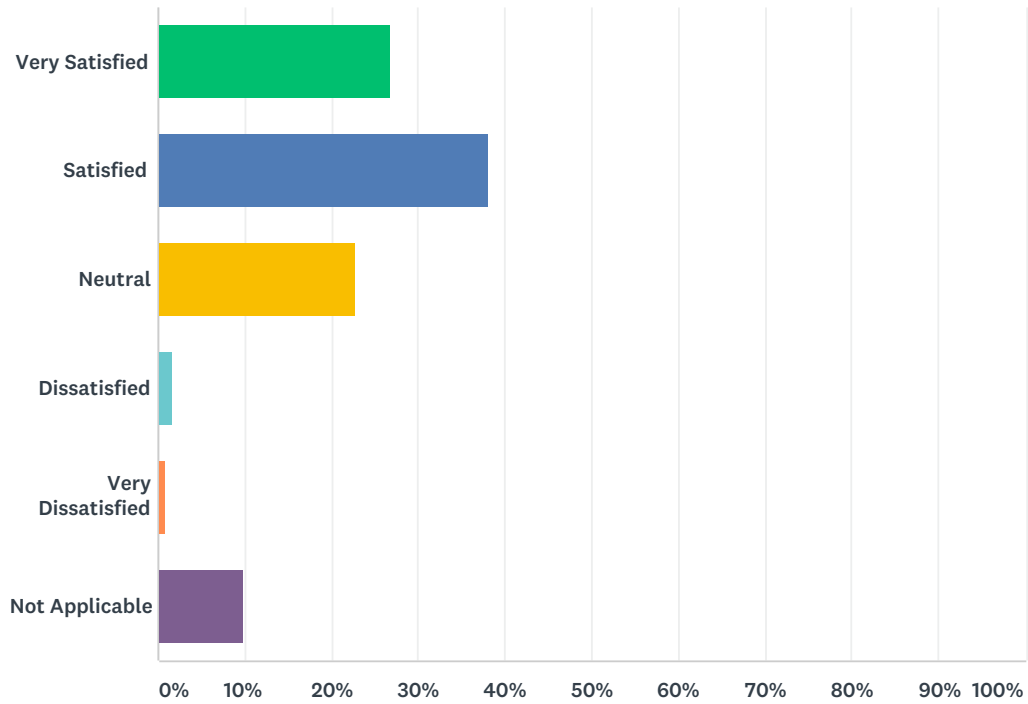
Answered: 422 Skipped: 17



ANSWER CHOICES	RESPONSES	
Very Satisfied	31.75%	134
Satisfied	38.86%	164
Neutral	20.38%	86
Dissatisfied	2.61%	11
Very Dissatisfied	1.66%	7
Not Applicable	4.74%	20
TOTAL		422

Q54 Satisfaction Level: Attitude of College Non-Faculty toward Students

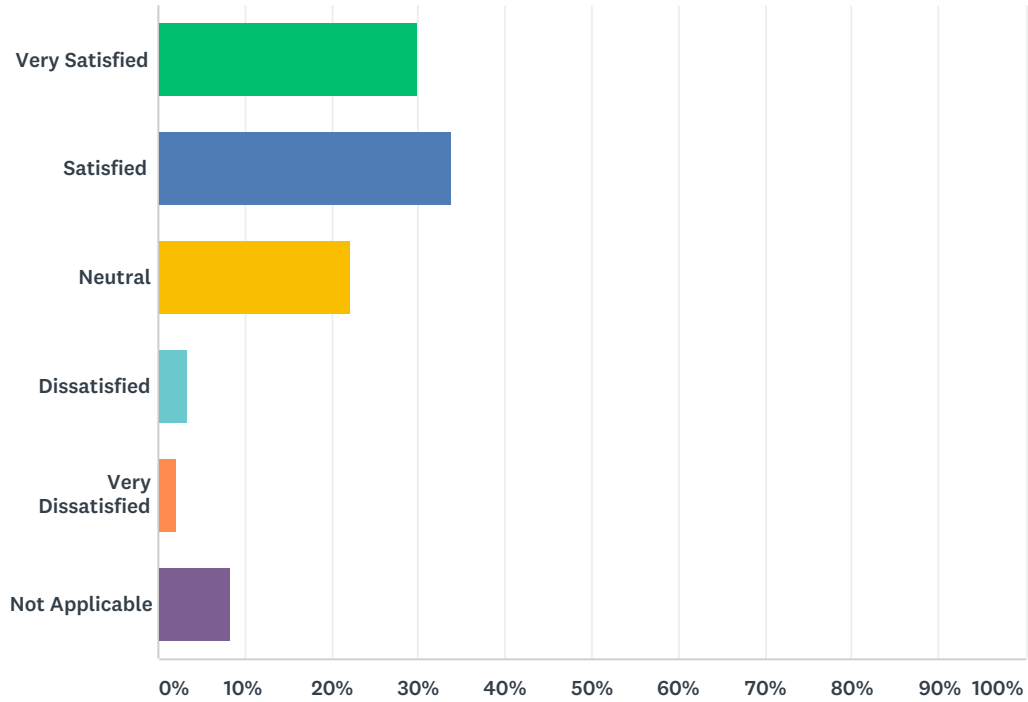
Answered: 429 Skipped: 10



ANSWER CHOICES	RESPONSES	
Very Satisfied	26.81%	115
Satisfied	38.00%	163
Neutral	22.84%	98
Dissatisfied	1.63%	7
Very Dissatisfied	0.93%	4
Not Applicable	9.79%	42
TOTAL		429

Q55 Satisfaction Level: Racial Harmony at MDCC

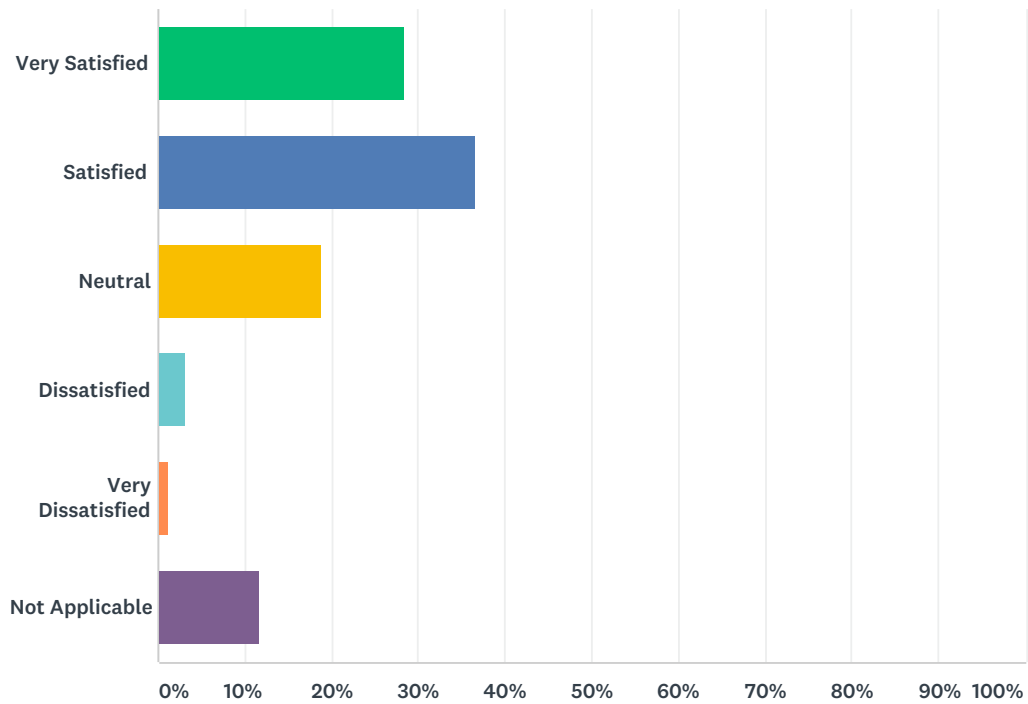
Answered: 427 Skipped: 12



ANSWER CHOICES	RESPONSES	
Very Satisfied	29.98%	128
Satisfied	33.96%	145
Neutral	22.25%	95
Dissatisfied	3.28%	14
Very Dissatisfied	2.11%	9
Not Applicable	8.43%	36
TOTAL		427

Q56 Satisfaction Level: Opportunities for Student Involvement in College Activities

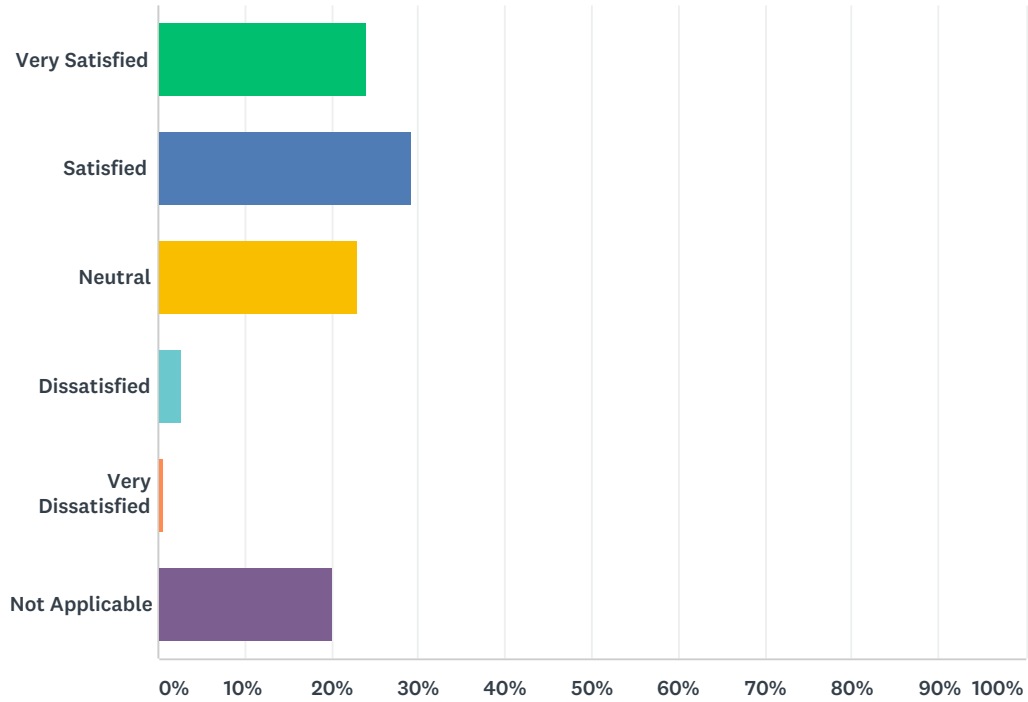
Answered: 424 Skipped: 15



ANSWER CHOICES	RESPONSES	
Very Satisfied	28.54%	121
Satisfied	36.56%	155
Neutral	18.87%	80
Dissatisfied	3.07%	13
Very Dissatisfied	1.18%	5
Not Applicable	11.79%	50
TOTAL		424

Q57 Satisfaction Level: Student Government

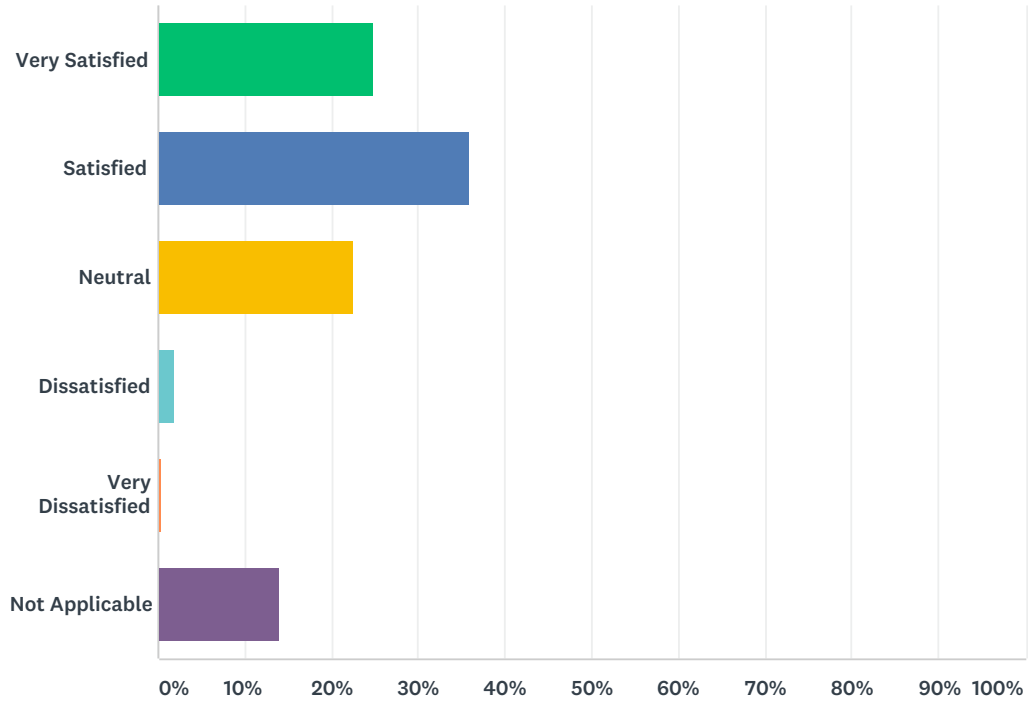
Answered: 429 Skipped: 10



ANSWER CHOICES	RESPONSES	
Very Satisfied	24.01%	103
Satisfied	29.37%	126
Neutral	23.08%	99
Dissatisfied	2.80%	12
Very Dissatisfied	0.70%	3
Not Applicable	20.05%	86
TOTAL		429

Q58 Satisfaction Level: College Media

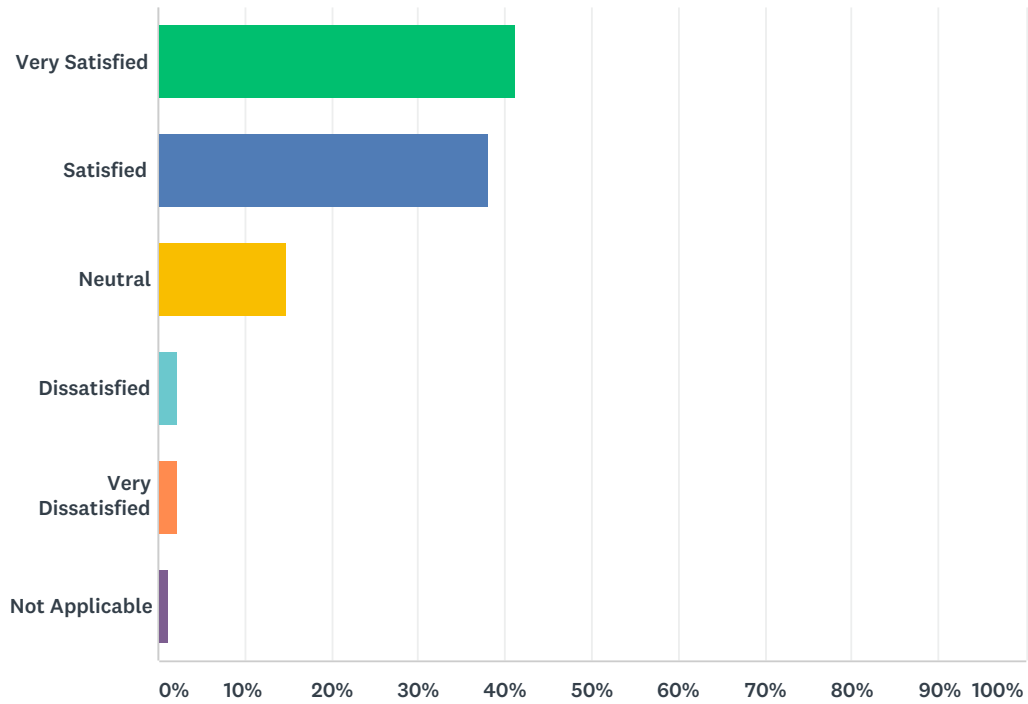
Answered: 428 Skipped: 11



ANSWER CHOICES	RESPONSES	
Very Satisfied	25.00%	107
Satisfied	35.98%	154
Neutral	22.66%	97
Dissatisfied	1.87%	8
Very Dissatisfied	0.47%	2
Not Applicable	14.02%	60
TOTAL		428

Q59 Satisfaction Level: MDCC in General

Answered: 430 Skipped: 9



ANSWER CHOICES	RESPONSES	
Very Satisfied	41.16%	177
Satisfied	38.14%	164
Neutral	14.88%	64
Dissatisfied	2.33%	10
Very Dissatisfied	2.33%	10
Not Applicable	1.16%	5
TOTAL		430